



**SOMALI NATIONAL
BUREAU OF STATISTICS**
Federal Republic of Somalia

CONSUMER PRICE INDEX (CPI) JUNE 2023



Executive Summary

The All-Groups CPI was 143.72 in the month of June 2023, compared with 143.73 in the month of May 2023.

The monthly change, June 2023 compared to May 2023, was a decrease of -0.01 percent. The most significant monthly price increase was on **Clothing and Footwear (9.08%)**. The increase in **clothing and Footwear** was mainly the result of increase in prices of **Clothing (+12.82%)**. Most of upwards contribution came from prices of **Garments for women (+25.64%) due to Eid celebrations**. (Chart 2).

Over the twelve months to the month of June 2023 (inflation rate), the All-Groups CPI increased to 6.64 percent, compared with 6.59 percent over the twelve months to the month of May 2023.

Table 1: Inflation rate according to CPI; June2023 (Dec 2014 = 100)

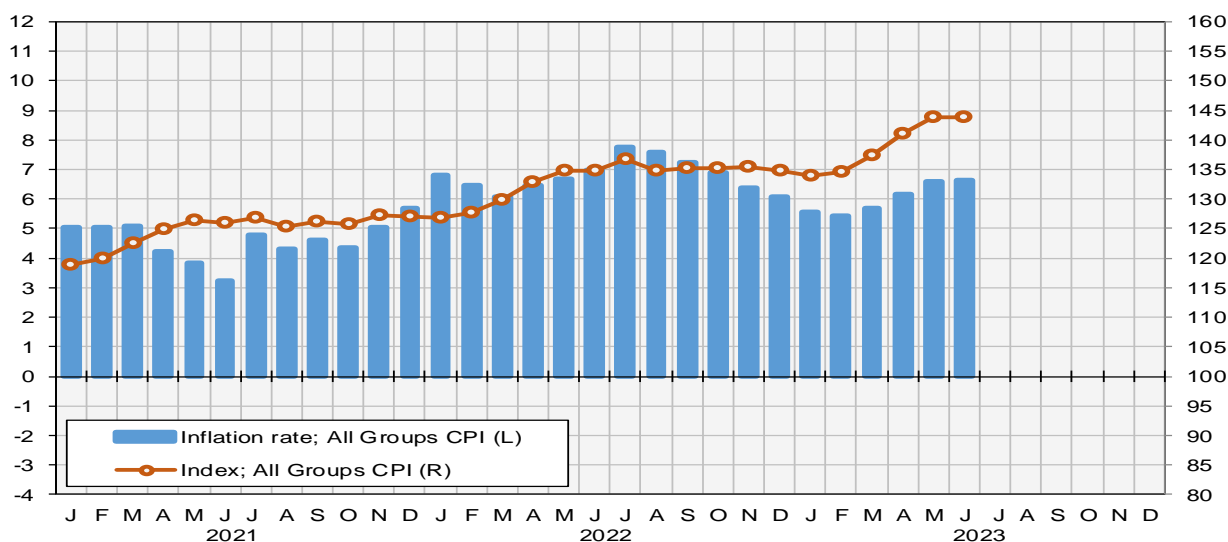
Consumer Price Index, June 2023	
Index (current month)	143.72
Index (previous month)	143.73
Index (previous year, same month)	134.77
Monthly % change	0.01%
Annual % change (inflation rate)	6.64%

Inflation rate according to CPI

Percent change over twelve months

CPI Index

Index = 100 @ December 2014



Source: NBS

Consumer Price Index (CPI) June 2023

General Inflation rate: All Groups CPI, June 2023

The rate of inflation for June 2023 is the percentage change in the Consumer Price Index (CPI) over the twelve-month period, from June 2022 to June 2023.

The **All-Groups CPI** increased to 6.64 percent over the twelve months to June 2023 compared to 6.59 percent over the twelve months to May 2023.

The **All-Groups CPI** monthly change for June 2023 was a decrease of -0.01 percent.

General Inflation rate: Selected Groups, June 2023.

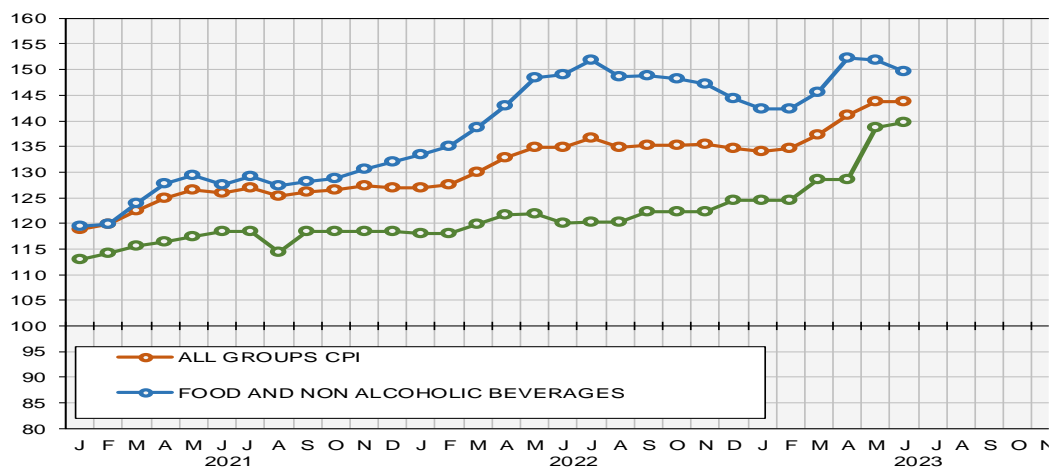
The rate of inflation for **Food and Non-Alcoholic Beverages** and **Housing, Water, Electricity, Gas** are the most significant items in the consumer basket in terms of expenditure and have the largest weighted influence on the **All Groups CPI**.

Food and Non-Alcoholic Beverages experienced a monthly decrease of -1.52 percent during the month of June 2023 compared with an increase of -0.31 percent in May 2023. This was due to decrease in the prices of some foodstuffs. As a result, the year-on-year inflation decreased to 0.36 percent in June 2023. This is compared to the year-on-year inflation of 2.26 percent experienced in May 2023.

Housing, Water, Electricity, and Gas experienced a monthly decrease of 0.75 percent during the month of June 2023. The year-on-year inflation increased to 16.41 percent in June 2022. This is compared to the year-on-year inflation of 13.88 percent decrease experienced in May 2023

All Groups CPI and Selected Groups

Index = 100 @ December 2014



Source: NBS

A bulletin on the June 2023 CPI and more detailed data in time series format have been posted on the SNBS website: <http://www.nbs.gov.so>. Twitter @NBS_Somalia

A. Major contributions of the different groups to the annual percentage change in the CPI

C

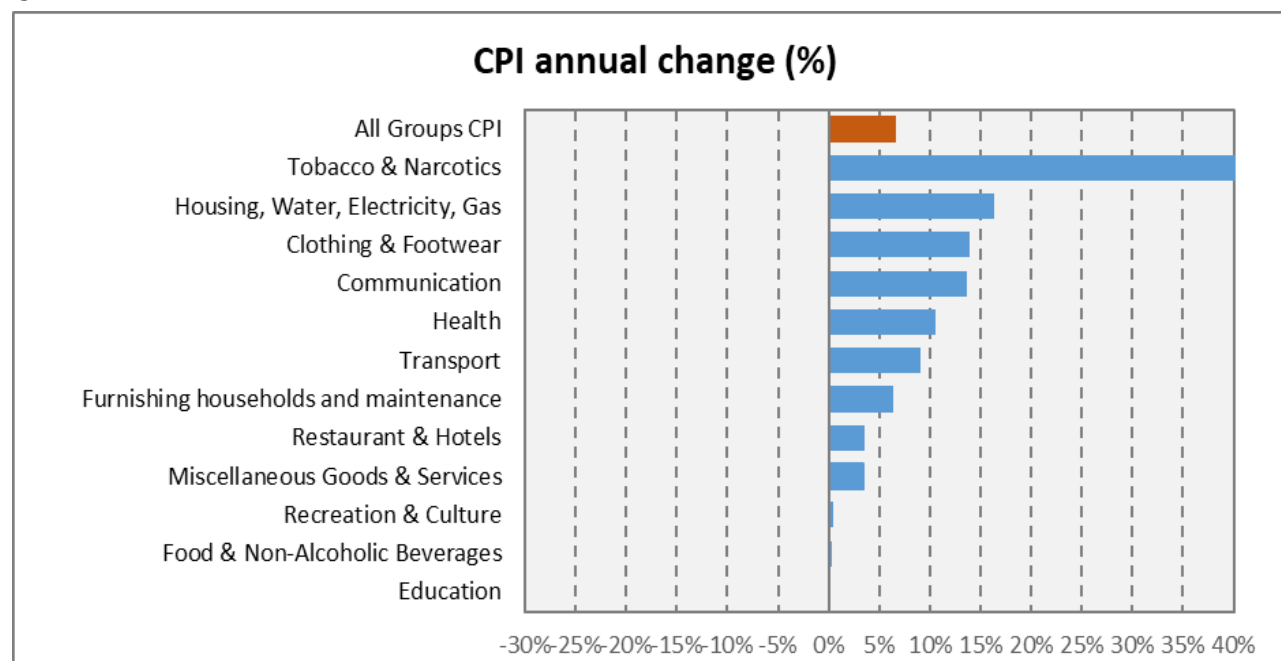


Chart 1: CPI indices, Annual inflation rate by all groups; June 2023 (Dec 2014 = 100)

Major contributions (positive):

- **Tobacco & Narcotics** recorded an annual increase of 98.59 percent in June 2023. Most of the upward contribution came from prices on Narcotics especially Miraa (+ 150.00%).
- **Housing rent, electricity** recorded an annual increase of 16.41 percent in June 2023. Most of the upward contribution came from prices on electricity, gas, and fuel (+21.55%). This was due to increase in prices of Solid Fuel (+44.0%).
- **Clothing & Footwear** recorded an annual increase of 13.97 percent in June 2023. Most of the upward contribution came from prices on clothing (+16.97%) due to increase in prices of Garment for Women (+26.58%).
- **Communication** recorded an annual increase of 13.63 percent in June 2023. Most of the upward contribution came from prices on telephone and telefax equipment (+20.84%).
- **Health** recorded an annual increase of 10.56 percent in June 2023. Most of the upward contribution came from prices on Medical Products (+19.81%).
- **Transport** recorded an annual increase of 9.08 percent in June 2023. Most of the upward contribution came from prices on Transport Services (+32.36%). The increase was due to passenger transport by road (+49.21%).

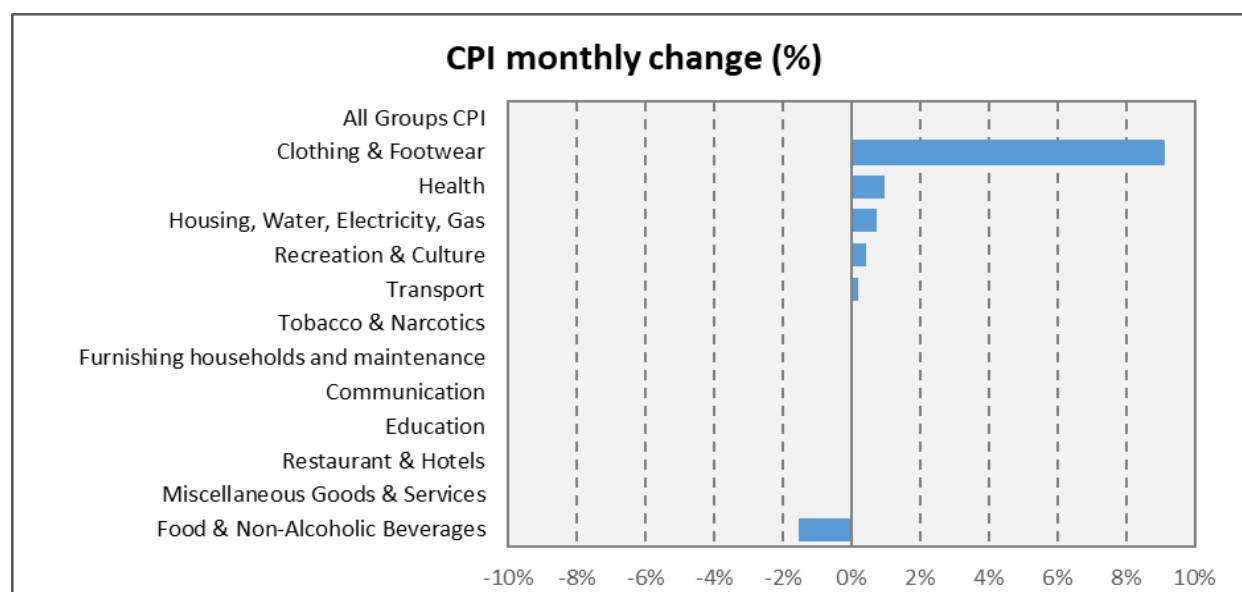
- **Furnishing, Households and Maintenance** recorded an annual increase of 6.42 percent in June 2023. Most of the upward contribution came from prices on Glassware, tableware and household utensils (+13.79%).
- **Hotels & Restaurants** recorded an annual increase of 3.60 percent in June 2023. Most of the upward contribution came from prices on hotels (+5.70%).
- **Miscellaneous** recorded an annual increase of 3.41 percent in June 2023. Most of the upward contribution came from prices on personal care (+8.91%).

Major contributions (negative):

- There were no major negative contributions.

B. Major contributions of the different groups to the monthly percentage change in the CPI

Chart 2: CPI; Monthly inflation rate by all groups; June 2023 (Dec 2014 = 100)



Major contributions (positive):

- **Clothing and Footwear** recorded a monthly increase of 9.08 percent in June 2023. Most of the upward contribution came from prices of clothing (12.82%). Most of upwards contribution came from prices of Garments for women (+25.64%) due to Eid-Adha celebration

Major contributions (Negative):

- There were no major negative contributions.

Table 2: Changes in the Price Indices for June2023 by main COICOP groups (Dec 2014=100)

COICOP Classification Group	CPI Weight	June 2022 Index	May 2023 Index	June 2023 Index	% change on previous month and current month	% change on same month of previous year (yr on yr)
All Groups CPI	100.00	134.77	143.73	143.72	-0.01	6.64
Food & Non-Alcoholic Beverages	46.04	149.01	151.85	149.54	-1.52	0.36
Tobacco & Narcotics	1.25	82.02	162.88	162.88	0.00	98.59
Clothing & Footwear	5.03	147.53	154.14	168.14	9.08	13.97
Housing, Water, Electricity & Gas	23.41	120.08	138.74	139.78	0.75	16.41
Furnishing, Households and Maintenance	2.93	109.53	116.56	116.56	0.00	6.42
Health	5.00	161.16	176.45	178.18	0.98	10.56
Transport	3.77	111.13	120.96	121.22	0.22	9.08
Communication	2.80	103.03	117.07	117.07	0.00	13.63
Recreation & Culture	1.00	103.85	103.85	104.30	0.43	0.43
Education	4.00	109.11	109.11	109.11	0.00	0.00
Restaurant & Hotels	2.00	140.72	145.78	145.78	0.00	3.60
Miscellaneous Goods & Services	2.77	110.27	114.03	114.03	0.00	3.41

Note:

The Consumer Price Index is generated by conducting a survey of purchaser prices for a representative basket of household consumption (goods and services), during the first and third weeks of the collection month. The prices are obtained from selected retail outlets in four data collection zones spread across Mogadishu.

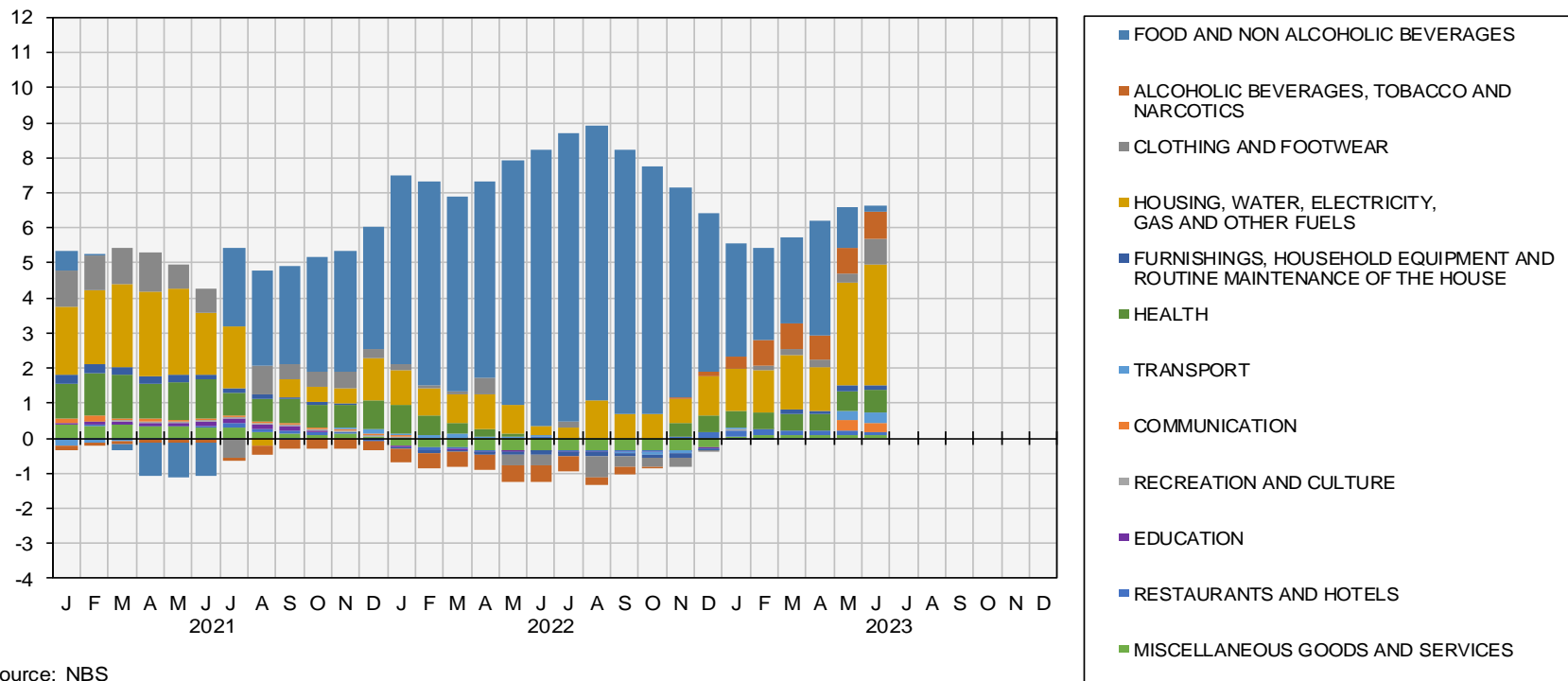
Next release

Consumer price index, July 2023, will be released on 15th August 2023. For more information on prices and other official statistics, please visit the SNBS website at <http://www.nbs.gov.so>

Annex 1: All Groups CPI – Points Contribution to Inflation Rate by COICOP Division in June 2023.

All Groups CPI

Points contribution (%) to inflation rate (contribution by COICOP)



Source: NBS

Annex 1 provides an analysis of the inflation rate for the month broken up into a cross section of COICOP Divisions displaying their respective impact (contribution) to the All Groups CPI.

A bulletin on the June 2023 CPI and more detailed data in time series format have been posted on the SNBS website: <http://www.nbs.gov.so>. Twitter @NBS_Somalia