



**SOMALI NATIONAL
BUREAU OF STATISTICS**
Federal Republic of Somalia

CONSUMER PRICE INDEX (CPI) MAY 2023



Executive Summary

The All-Groups CPI was 143.73 in the month of May 2023, compared with 141.08 in the month of April 2023.

The monthly change, May 2023 compared to April 2023, was an increase of 1.88 percent. The most significant monthly price increases were on **Transport (+10.45%) and Housing, Water, Electricity, and Gas (+7.87%)**. The increase in **Transport** was mainly the result of increase in prices of **Transport Services (+31.44%)**. Most of upwards contribution came from prices of **Passenger transport by road (+49.21%)**. The increase on **Housing, Electricity, Water and Gas** was mainly as a result of **Actual rentals for housing (+12.99%)**. Most of upwards contribution came from prices of **rent paid on rooms, (+25.00%)**. (Chart 2).

Over the twelve months to the month of May 2023 (inflation rate), the All-Groups CPI increased to 6.59 percent, compared with 6.15 percent over the twelve months to the month of April 2023.

Table 1: Inflation rate according to CPI; May2023 (Dec 2014 = 100)

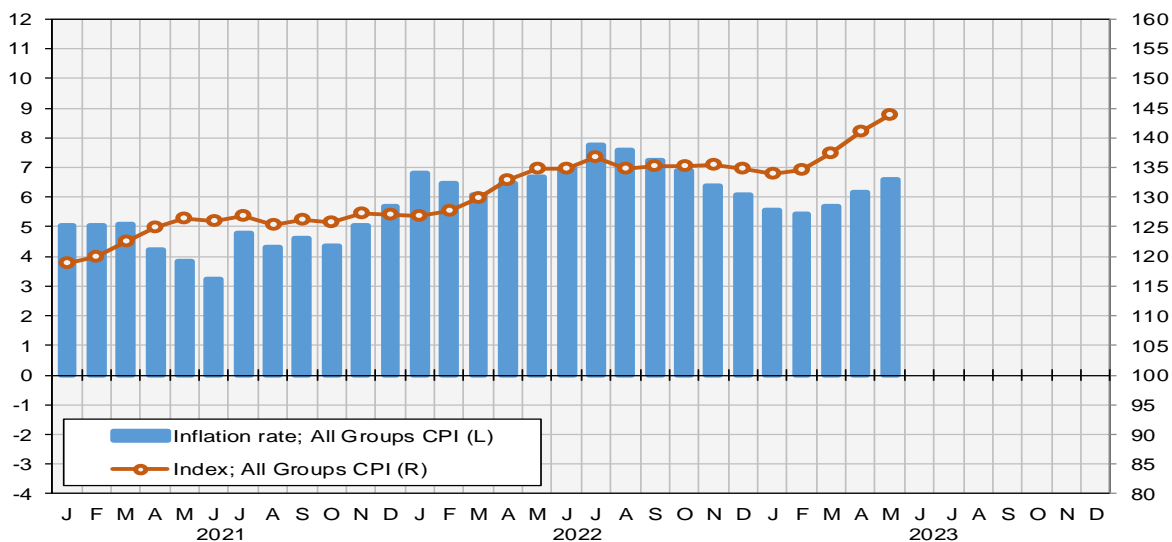
Consumer Price Index, May 2023	
Index (current month)	143.73
Index (previous month)	141.08
Index (previous year, same month)	134.85
Monthly % change	1.88%
Annual % change (inflation rate)	6.59%

Inflation rate according to CPI

Percent change over twelve months

CPI Index

Index = 100 @ December 2014



Source: NBS

Consumer Price Index (CPI) May 2023

General Inflation rate: All Groups CPI, May 2023

The rate of inflation for May 2023 is the percentage change in the Consumer Price Index (CPI) over the twelve-month period, from May 2022 to May 2023.

The **All-Groups CPI** increased to 6.59 percent over the twelve months to May 2023 compared to 6.15 percent over the twelve months to April 2023.

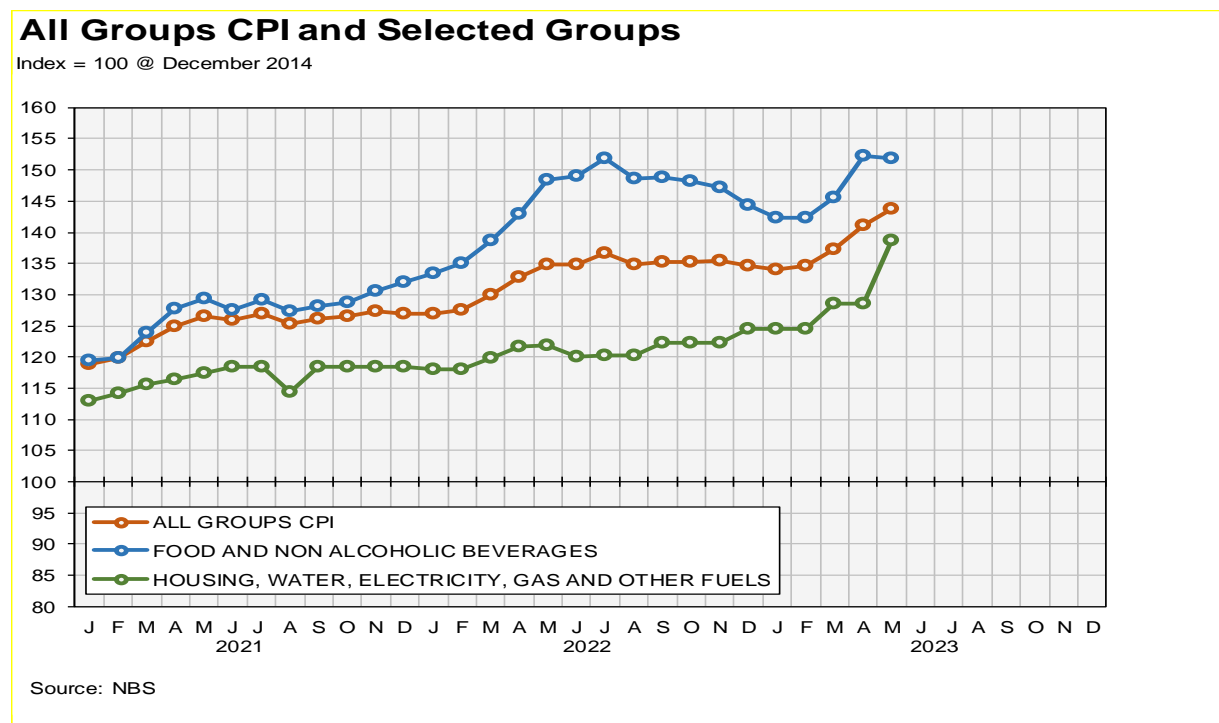
The **All-Groups CPI** monthly change for May 2023 was an increase of 1.88 percent.

General Inflation rate: Selected Groups, May 2023.

The rate of inflation for **Food and Non-Alcoholic Beverages** and **Housing, Water, Electricity, Gas** are the most significant items in the consumer basket in terms of expenditure and have the largest weighted influence on the **All Groups CPI**.

Food and Non-Alcoholic Beverages experienced a monthly decrease of -0.31 percent during the month of May 2023 compared with an increase of 4.61 percent in April 2023. This was due to decrease in the prices of some foodstuffs. As a result, the year-on-year inflation decreased to 2.26 percent in May 2023. This is compared to the year-on-year inflation of 6.60 percent experienced in April 2023.

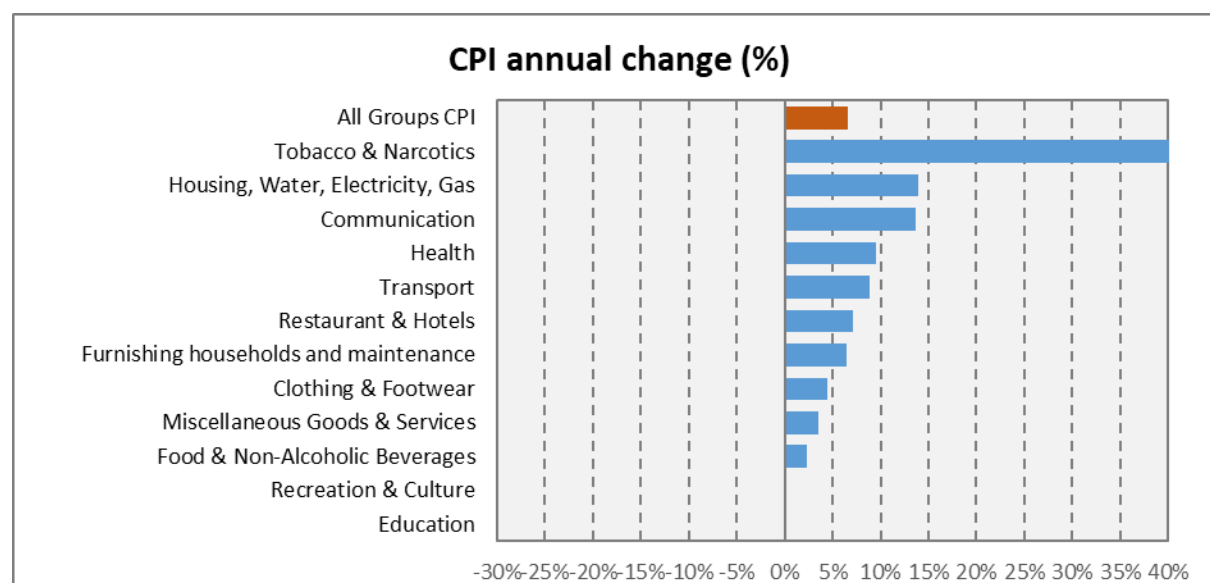
Housing, Water, Electricity, and Gas experienced a monthly increase of 7.87 percent during the month of May 2023. The year-on-year inflation increased to 13.88 percent in May 2022. This is compared to the year-on-year inflation of 5.71 percent decrease experienced in April 2023



A bulletin on the May 2023 CPI and more detailed data in time series format have been posted on the SNBS website: <http://www.nbs.gov.so>. Twitter @NBS_Somalia

A. Major contributions of the different groups to the annual percentage change in the CPI

Chart 1: CPI indices, Annual inflation rate by all groups; May 2023 (Dec 2014 = 100)



Major contributions (positive):

- **Tobacco & Narcotics** recorded an annual increase of 98.59 percent in May 2023. Most of the upward contribution came from prices on Narcotics especially Miraa (+ 150.00%).
- **Housing rent, electricity** recorded an annual increase of 13.88 percent in May 2023. Most of the upward contribution came from prices on electricity, gas, and fuel (+16.77%).
- **Communication** recorded an annual increase of 13.63 percent in May 2023. Most of the upward contribution came from prices on telephone and telefax equipment (+20.84%).
- **Health** recorded an annual increase of 9.49 percent in May 2023. Most of the upward contribution came from prices on Medical Products (+16.28%).
- **Transport** recorded an annual increase of 8.85 percent in May 2023. Most of the upward contribution came from prices on Transport Services (+31.64%).
- **Hotels & Restaurants** recorded an annual increase of 7.15 percent in May 2023. Most of the upward contribution came from prices on hotels (+11.57%).
- **Furnishing, Households and Maintenance** recorded an annual increase of 6.42 percent in May 2023. Most of the upward contribution came from prices on Glassware, tableware and household utensils (+13.79%).
- **Clothing & Footwear** recorded an annual increase of 4.48 percent in May 2023. Most of the upward contribution came from prices on Foot Wear (+7.54%) due to increase in footwear for children (+11.21%).

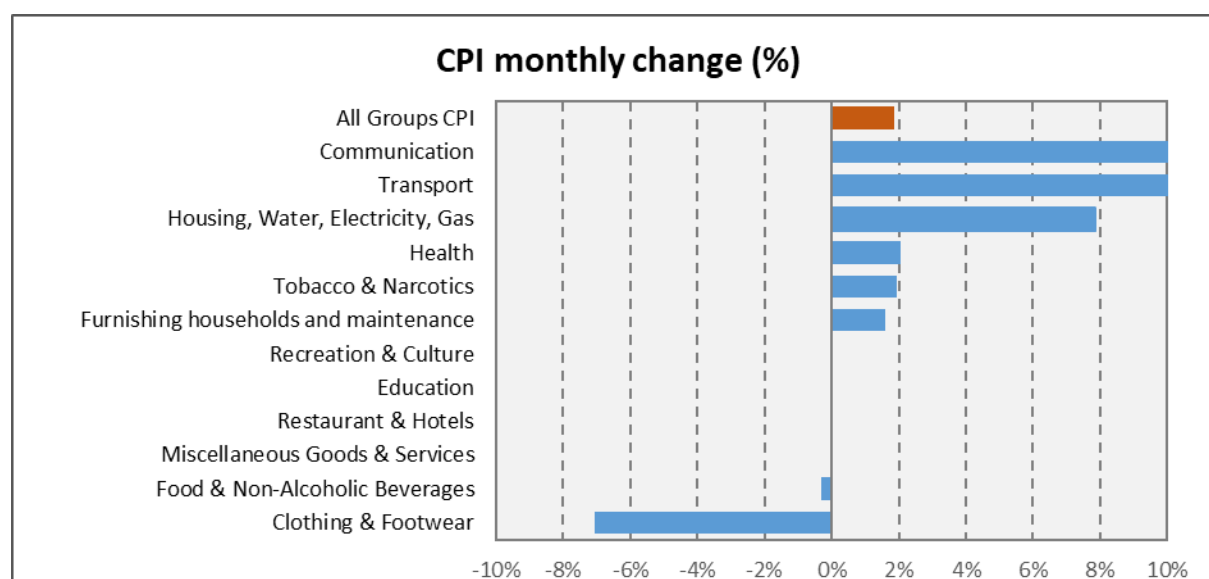
- **Miscellaneous** recorded an annual increase of 3.46 percent in May 2023. Most of the upward contribution came from prices on personal care (+8.91%).
- **Food & Non-Alcoholic Beverages** increase of 2.26 percent over the 12-months to May 2023. The increase was mainly the result of higher prices of Food (+2.14%). Most of the upwards contribution came from prices of wheat (+36.84%).

Major contributions (negative):

- There were no major negative contributions.

B. Major contributions of the different groups to the monthly percentage change in the CPI

Chart 2: CPI; Monthly inflation rate by all groups; May 2023 (Dec 2014 = 100)



Major contributions (positive):

- **Communication** recorded a monthly increase of 13.63 percent in May 2023. Most of the upward contribution came from prices of Telephone and Telefax equipment (+20.84%).
- **Transport** recorded a monthly increase of 10.45 percent in May 2023. Most of the upward contribution came from prices of Transport Services (+31.44%).
- **Housing, Rent, Electricity recorded** a monthly increase of 7.87 percent in May 2023. Most of the upward contribution came from prices of actual rental for housing (+12.99%).
- **Health** recorded a monthly increase of 2.05 percent in May 2023. Most of the upward contribution came from prices of medical appliances and equipment (6.65+%).

Major contributions (Negative):

- **Clothing and Footwear** recorded a monthly a decrease of -7.06 percent in May 2023. Most of the downward contribution came from prices of clothing (- 9.08%).

Table 2: Changes in the Price Indices for May2023 by main COICOP groups (Dec 2014=100)

COICOP Classification Group	CPI Weight	May 2022 Index	April 2023 Index	May 2023 Index	% change on previous month and current month	% change on same month of previous year (yr on yr)
All Groups CPI	100.00	134.85	141.08	143.73	1.88	6.59
Food & Non-Alcoholic Beverages	46.04	148.49	152.33	151.85	-0.31	2.26
Tobacco & Narcotics	1.25	82.02	159.76	162.88	1.95	98.59
Clothing & Footwear	5.03	147.53	165.84	154.14	-7.06	4.48
Housing, Water, Electricity & Gas	23.41	121.83	128.62	138.74	7.87	13.88
Furnishing, Households and Maintenance	2.93	109.53	114.74	116.56	1.59	6.42
Health	5.00	161.16	172.91	176.45	2.05	9.49
Transport	3.77	111.13	109.51	120.96	10.45	8.85
Communication	2.80	103.03	103.03	117.07	13.63	13.63
Recreation & Culture	1.00	103.85	103.85	103.85	0.00	0.00
Education	4.00	109.11	109.11	109.11	0.00	0.00
Restaurant & Hotels	2.00	136.05	145.78	145.78	0.00	7.15
Miscellaneous Goods & Services	2.77	110.21	114.03	114.03	0.00	3.46

Note:

The Consumer Price Index is generated by conducting a survey of purchaser prices for a representative basket of household consumption (goods and services), during the first and third weeks of the collection month. The prices are obtained from selected retail outlets in four data collection zones spread across Mogadishu.

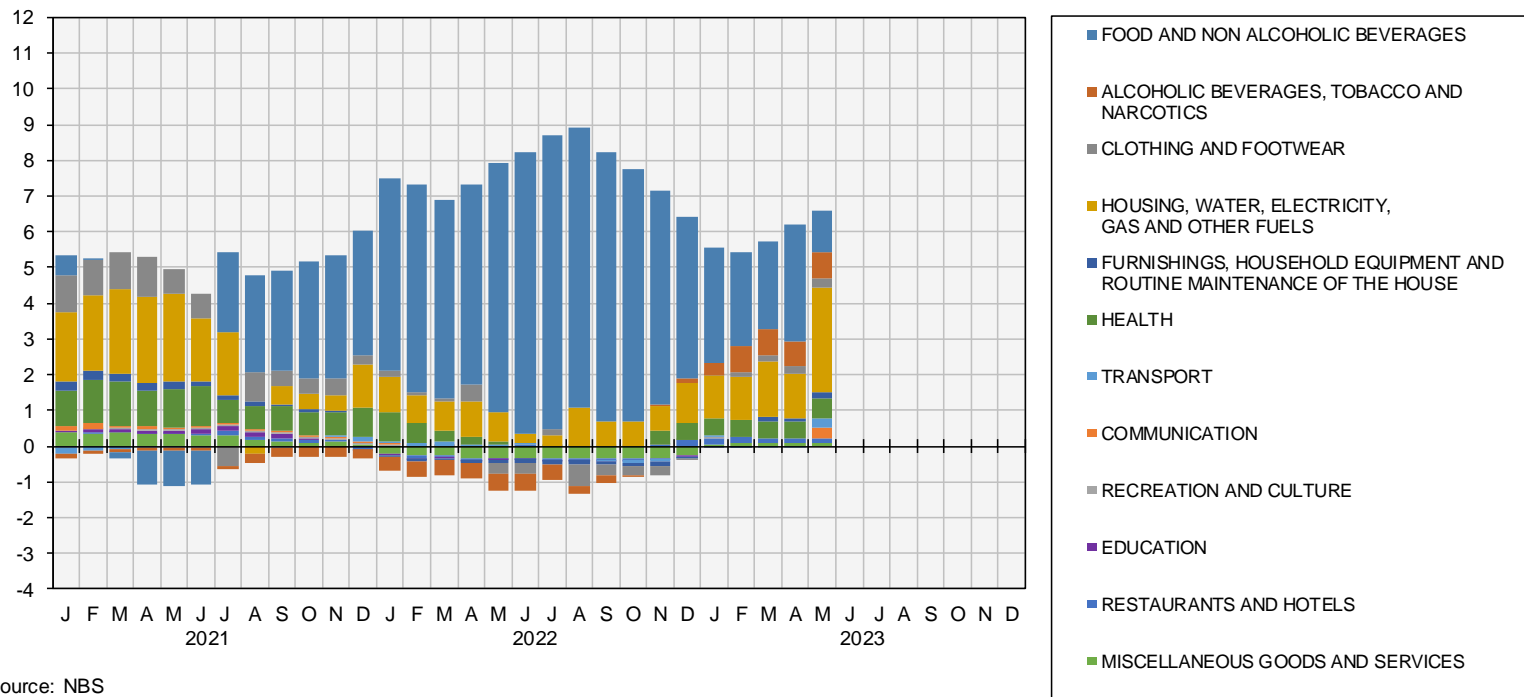
Next release

Consumer price index, June 2023, will be released on 15th July 2023. For more information on prices and other official statistics, please visit the SNBS website at <http://www.nbs.gov.so>

Annex 1: All Groups CPI – Points Contribution to Inflation Rate by COICOP Division in May2023.

All Groups CPI

Points contribution (%) to inflation rate (contribution by COICOP)



Source: NBS

Annex 1 provides an analysis of the inflation rate for the month broken up into a cross section of COICOP Divisions displaying their respective impact (contribution) to the All Groups CPI.

A bulletin on the May 2023 CPI and more detailed data in time series format have been posted on the SNBS website: <http://www.nbs.gov.so>. Twitter @NBS_Somalia