



**SOMALI NATIONAL
BUREAU OF STATISTICS**
Federal Republic of Somalia

CONSUMER PRICE INDEX (CPI) JULY 2023



Executive Summary

The All-Groups CPI was 144.89 in the month of July 2023, compared with 143.72 in the month of June 2023.

The monthly change, July 2023 compared to June 2023, was an increase of 0.82 percent. The most significant monthly price increase was on **Communication (11.13%)**. The increase in **communication** was mainly the result of increase in prices of **Telephone and Telefax Equipment (+16.00%)**. (Chart 2).

Over the twelve months to the month of July 2023 (inflation rate), the All-Groups CPI decreased to 5.98 percent, compared with 6.64 percent over the twelve months to the month of June 2023.

Table 1: Inflation rate according to CPI; July2023 (Dec 2014 = 100)

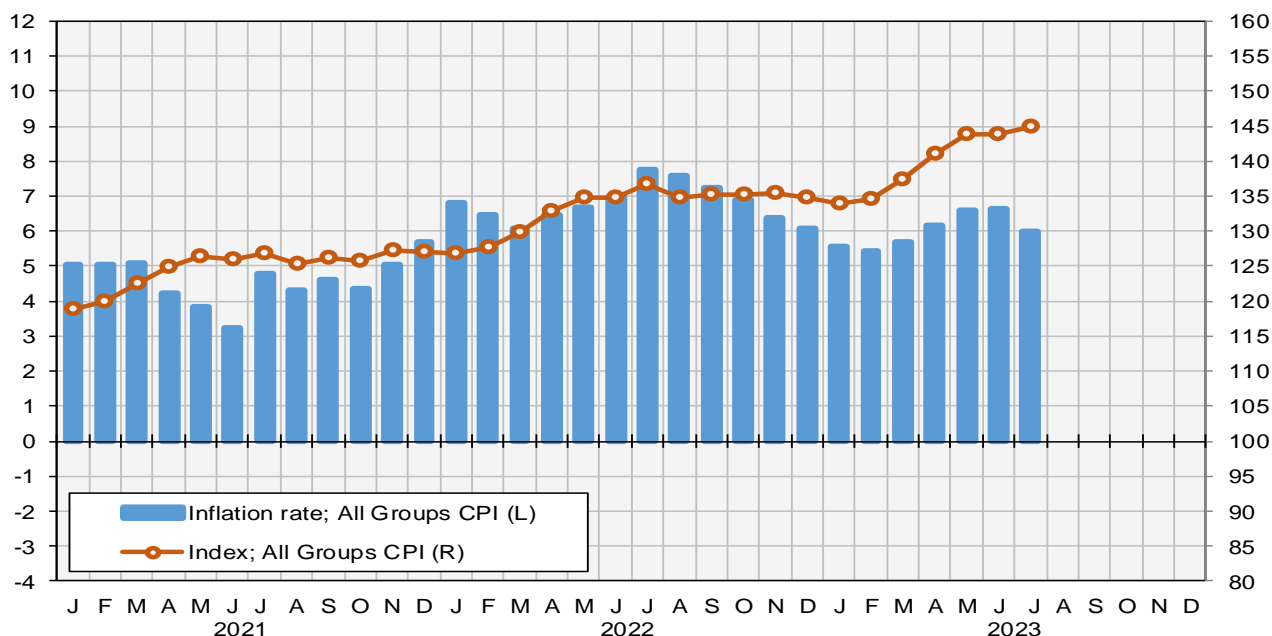
Consumer Price Index, July 2023	
Index (current month)	144.89
Index (previous month)	143.72
Index (previous year, same month)	136.71
Monthly % change	0.82%
Annual % change (inflation rate)	5.98%

Inflation rate according to CPI

Percent change over twelve months

CPI Index

Index = 100 @ December 2014



Source: NBS

Consumer Price Index (CPI) July 2023

General Inflation rate: All Groups CPI, July 2023

The rate of inflation for July 2023 is the percentage change in the Consumer Price Index (CPI) over the twelve-month period, from July 2022 to July 2023.

The **All-Groups CPI** decreased to 5.98 percent over the twelve months to July 2023 compared to 6.64 percent over the twelve months to June 2023.

The **All-Groups CPI** monthly change for July 2023 was an increase of 0.82 percent.

General Inflation rate: Selected Groups, July 2023.

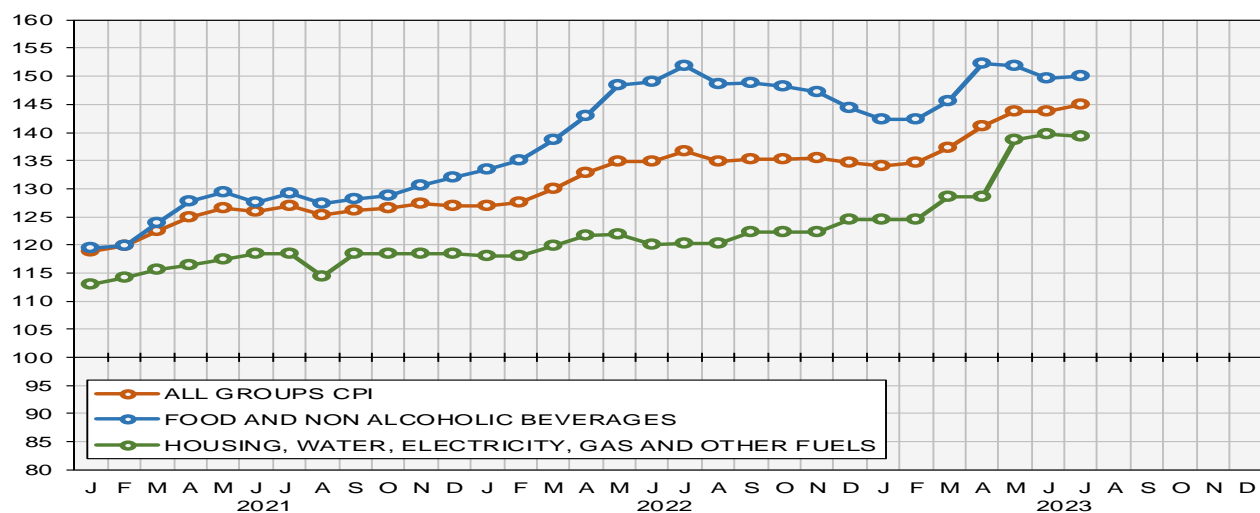
The rate of inflation for **Food and Non-Alcoholic Beverages** and **Housing, Water, Electricity, Gas** are the most significant items in the consumer basket in terms of expenditure and have the largest weighted influence on the **All Groups CPI**.

Food and Non-Alcoholic Beverages experienced a monthly increase of 0.37 percent during the month of July 2023 compared with a decrease of -1.52 percent in June 2023. This was due to decrease in the prices of some foodstuffs. As a result, the year-on-year inflation decreased to -1.19 percent in July 2023. This is compared to the year-on-year inflation of 0.36 percent experienced in June 2023.

Housing, Water, Electricity, and Gas experienced a monthly decrease of -0.40 percent during the month of July 2023. The year-on-year inflation increased to 15.85 percent in July 2022. This is compared to the year-on-year inflation of 16.41 percent decrease experienced in June 2023

All Groups CPI and Selected Groups

Index = 100 @ December 2014

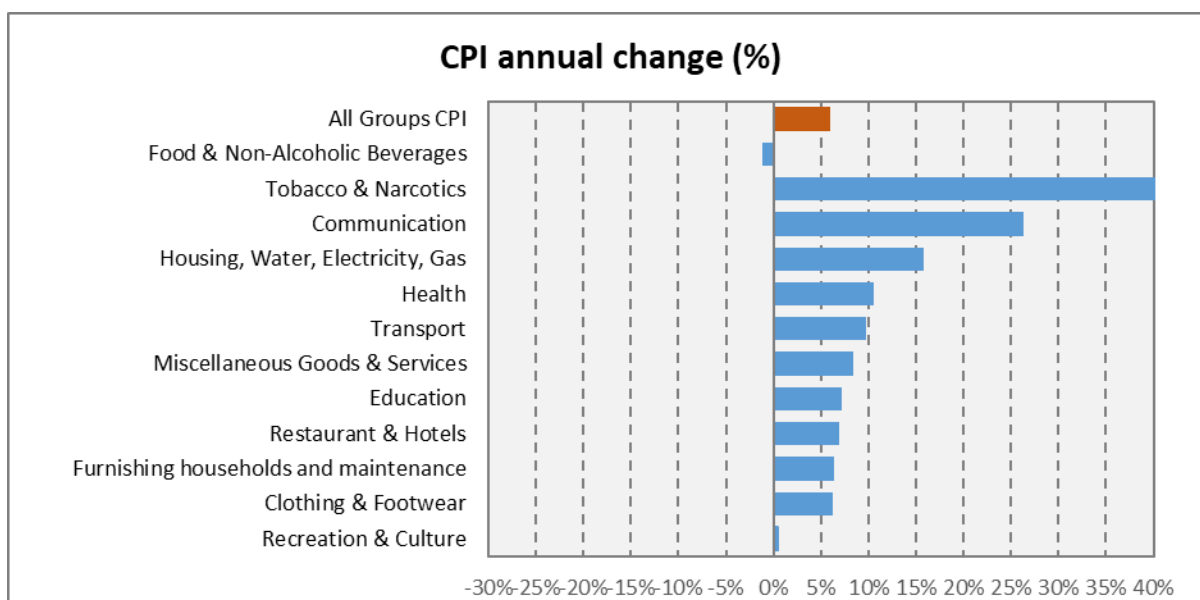


Source: NBS

A bulletin on the July 2023 CPI and more detailed data in time series format have been posted on the SNBS website: <http://www.nbs.gov.so>. Twitter @NBS_Somalia

A. Major contributions of the different groups to the annual percentage change in the CPI

Chart 1: CPI indices, Annual inflation rate by all groups; July 2023 (Dec 2014 = 100)



Major contributions (positive):

- **Communication** recorded an annual increase of 26.27 percent in July 2023. Most of the upward contribution came from prices on telephone and telefax equipment (+40.17%).
- **Housing rent, electricity** recorded an annual increase of 15.85 percent in July 2023. Most of the upward contribution came from prices on electricity, gas, and fuel (+21.31%). This was due to increase in prices of Solid Fuel (+44.00%).
- **Health** recorded an annual increase of 10.56 percent in July 2023. Most of the upward contribution came from prices on Medical Products (+19.81%).
- **Transport** recorded an annual increase of 9.70 percent in July 2023. Most of the upward contribution came from prices on Transport Services (+32.36%). The increase was due to passenger transport by road (+49.21%).
- **Miscellaneous** recorded an annual increase of 8.34 percent in July 2023. Most of the upward contribution came from prices on personal care (+8.91%).
- **Education** recorded an annual increase of 7.81 percent in July 2023. Most of the upward contribution came from prices on secondary education (+28.26%).
- **Hotels & Restaurants** recorded an annual increase of 6.91 percent in July 2023. Most of the upward contribution came from prices on hotels (+10.96%).
- **Furnishing, Households and Maintenance** recorded an annual increase of 6.42 percent in July 2023. Most of the upward contribution came from prices on Glassware, tableware and household utensils (+13.79%).

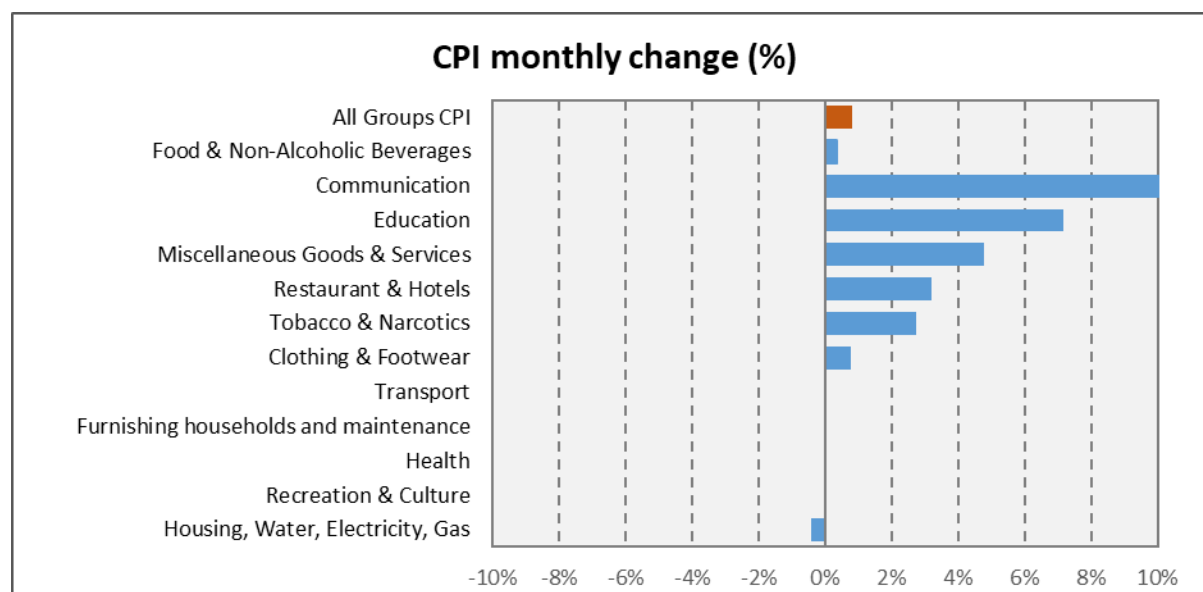
- **Clothing & Footwear** recorded an annual increase of 6.21 percent in July 2023. Most of the upward contribution came from prices on clothing (+11.54%) due to increase in prices of Garment for Women (+33.87%).

Major contributions (negative):

- There were no major negative contributions.

B. Major contributions of the different groups to the monthly percentage change in the CPI

Chart 2: CPI; Monthly inflation rate by all groups; July 2023 (Dec 2014 = 100)



Major contributions (positive):

- **Communication** recorded a monthly increase of 11.13 percent in July 2023. Most of the upward contribution came from prices on telephone and telefax equipment (+16.00%).
- **Education** recorded a monthly increase of 7.81 percent in July 2023. Most of the upward contribution came from prices on secondary education (+28.26%).
- **Miscellaneous** recorded a monthly increase of 4.77 percent in July 2023. Most of the upward contribution came from prices on personal effects (+11.72%).
- **Hotels & Restaurants** recorded a monthly increase of 3.20 percent in July 2023. Most of the upward contribution came from prices on hotels (+4.97%).
- **Tobacco & Narcotics** recorded a monthly increase of 2.73 percent in July 2023. Most of the upward contribution came from prices on Narcotics especially Miraa (%).

Major contributions (Negative):

- There were no major negative contributions.

Table 2: Changes in the Price Indices for July 2023 by main COICOP groups (Dec 2014=100)

COICOP Classification Group	CPI Weight	July 2022 Index	June 2023 Index	July 2023 Index	% change on previous month and current month	% change on same month of previous year (yr on yr)
All Groups CPI	100.00	136.71	143.72	144.89	0.82	5.98
Food & Non-Alcoholic Beverages	46.04	151.90	149.54	150.10	0.37	-1.19
Tobacco & Narcotics	1.25	82.02	162.88	167.33	2.73	104.02
Clothing & Footwear	5.03	159.56	168.14	169.47	0.79	6.21
Housing, Water, Electricity & Gas	23.41	120.18	139.78	139.23	-0.40	15.85
Furnishing, Households and Maintenance	2.93	109.53	116.56	116.56	0.00	6.42
Health	5.00	161.16	178.18	178.18	0.00	10.56
Transport	3.77	110.57	121.22	121.29	0.06	9.70
Communication	2.80	103.03	117.07	130.10	11.13	26.27
Recreation & Culture	1.00	103.85	104.30	104.30	0.00	0.43
Education	4.00	109.11	109.11	116.95	7.18	7.18
Restaurant & Hotels	2.00	140.72	145.78	150.45	3.20	6.91
Miscellaneous Goods & Services	2.77	110.27	114.03	119.47	4.77	8.34

Note:

The Consumer Price Index is generated by conducting a survey of purchaser prices for a representative basket of household consumption (goods and services), during the first and third weeks of the collection month. The prices are obtained from selected retail outlets in four data collection zones spread across Mogadishu.

Next release

Consumer price index, August 2023, will be released on 15th September 2023. For more information on prices and other official statistics, please visit the SNBS website at <http://www.nbs.gov.so>

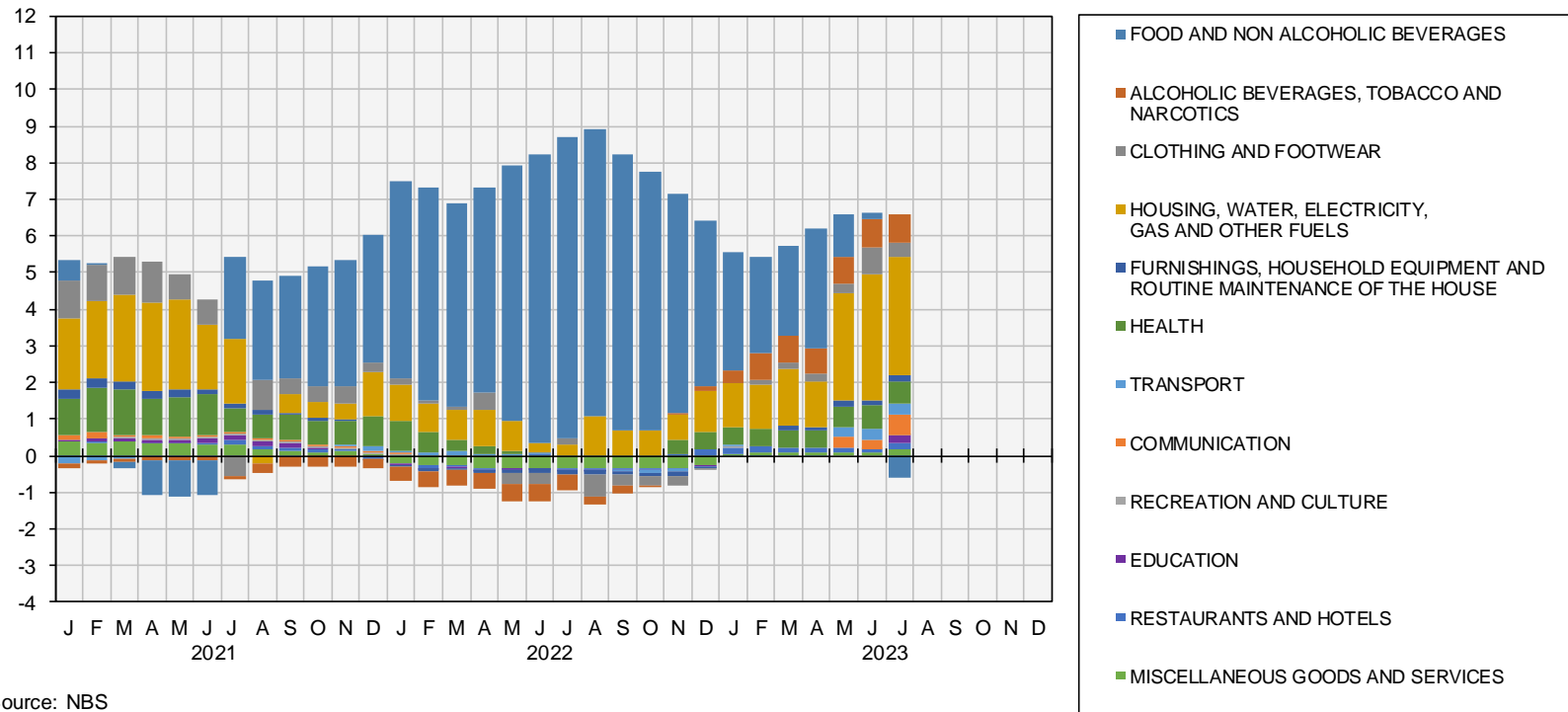
A bulletin on the July 2023 CPI and more detailed data in time series format have been posted on the SNBS website: <http://www.nbs.gov.so>. Twitter @NBS_Somalia

Annex 1: All Groups CPI – Points Contribution to Inflation Rate by COICOP Division in July 2023.

Annex 1 provides an analysis of the inflation rate for the month broken up into a cross section of COICOP Divisions displaying their respective impact (contribution) to the All Groups CPI.

All Groups CPI

Points contribution (%) to inflation rate (contribution by COICOP)



Source: NBS

A bulletin on the July 2023 CPI and more detailed data in time series format have been posted on the SNBS website: <http://www.nbs.gov.so>. Twitter @NBS_Somalia