

Executive Summary

The All-Groups CPI was 142.65 in the month of September 2023, compared with 142.58 in the month of August 2023.

The monthly change, September 2023 compared to August 2023, was an increase of 0.05 percent. The most significant was on **Communication** (17.49%) and **Health** (2.58%). The most upward contribution for Communication was due to increase in prices of Telephone and Telefax Equipment (+22.79%). The most upward contribution for health was due to increase in prices of medical products especially the pharmaceutical products (+7.85%).

Over the twelve months to the month of September 2023 (inflation rate), the All-Groups CPI decreased to 5.44 percent, compared with 5.82 percent over the twelve months to the month of August 2023.

Table 1: Inflation rate according to CPI; September 2023 (Dec 2014 = 100)

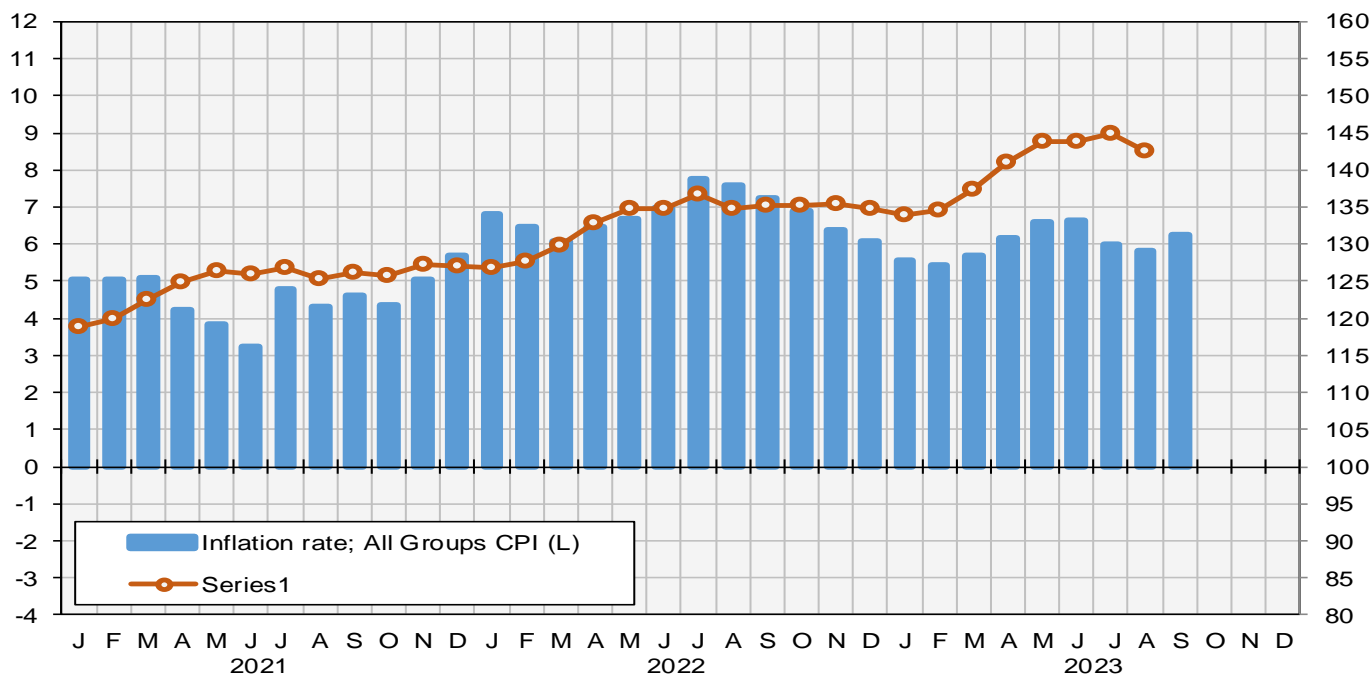
Consumer Price Index, September 2023	
Index (current month)	142.65
Index (previous month)	142.58
Index (previous year, same month)	135.28
Monthly % change	0.05%
Annual % change (inflation rate)	5.44%

Inflation rate according to CPI

CPI Index

Percent change over twelve months

Index = 100 @ December 2014



Source: NBS

Consumer Price Index (CPI) September 2023

General Inflation rate: All Groups CPI, September 2023

The rate of inflation for September 2023 is the percentage change in the Consumer Price Index (CPI) over the twelve-month period, from September 2022 to September 2023.

The **All-Groups CPI** increased to 5.44 percent over the twelve months to September 2023 compared to 5.82 percent over the twelve months to August 2023.

The **All-Groups CPI** monthly change for September 2023 was an increase of 0.05 percent.

General Inflation rate: Selected Groups, September 2023.

The rate of inflation for **Food and Non-Alcoholic Beverages** and **Housing, Water, Electricity, Gas** are the most significant items in the consumer basket in terms of expenditure and have the largest weighted influence on the **All Groups CPI**.

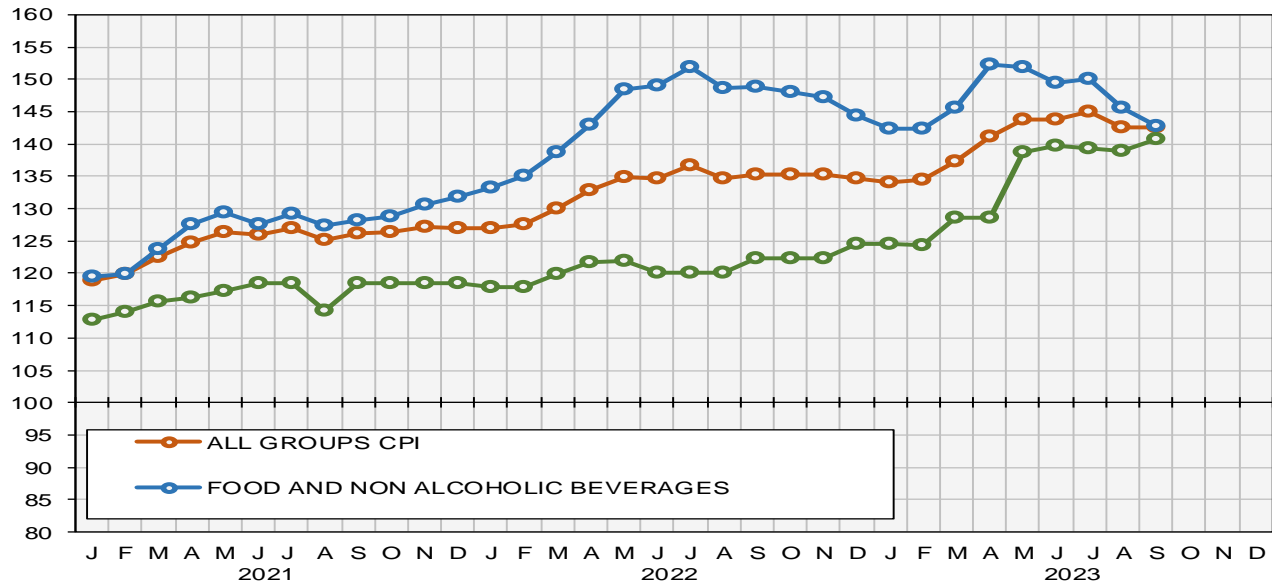
Food and Non-Alcoholic Beverages experienced a monthly increase of -1.96 percent during the month of September 2023 compared with an increase of -2.99 percent in August 2023. This was due to decrease in the prices of some foodstuffs. As a result, the year-on-year inflation decreased to -4.07 percent in September 2023. This is compared to the year-on-year inflation of -2.08 percent experienced in August 2023.

A bulletin on the September 2023 CPI and more detailed data in time series format have been posted on the SNBS website: <http://www.nbs.gov.so>. Twitter @NBS_Somalia

Housing, Water, Electricity, and Gas experienced a monthly increase of 1.24 percent during the month of September 2023. The year-on-year inflation decreased to 15.04 percent in September 2022. This is compared to the year-on-year inflation of 15.62 percent increase experienced in August 2023

All Groups CPI and Selected Groups

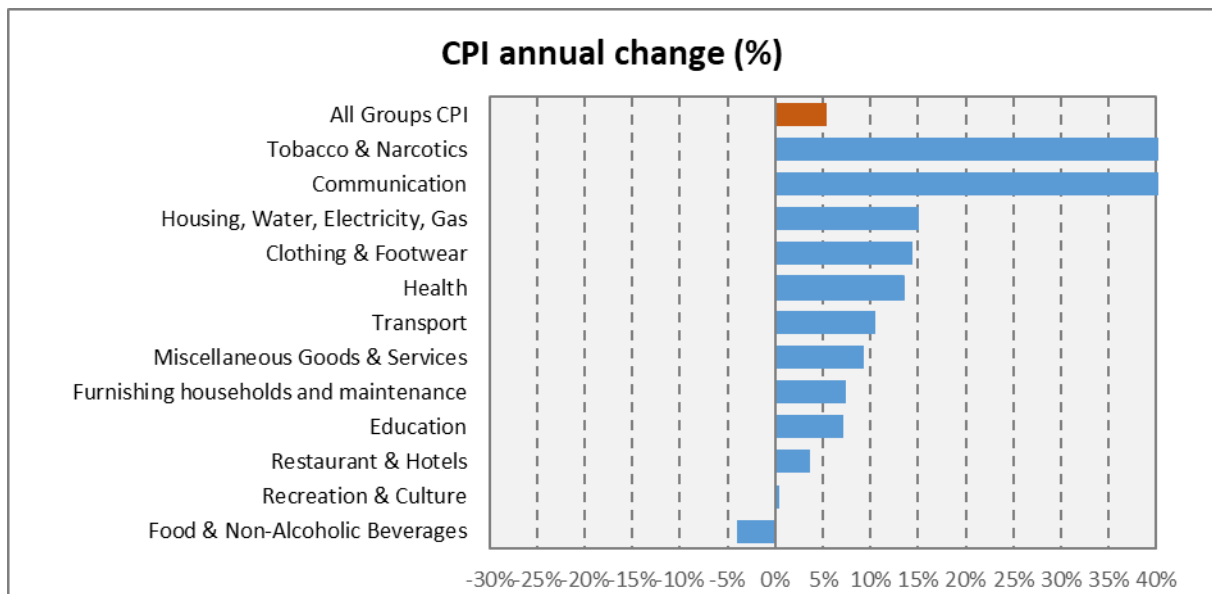
Index = 100 @ December 2014



Source: NBS

A. Major contributions of the different groups to the annual percentage change in the CPI

Chart 1: CPI indices, Annual inflation rate by all groups; September 2023 (Dec 2014 = 100)



A bulletin on the September 2023 CPI and more detailed data in time series format have been posted on the SNBS website: <http://www.nbs.gov.so>. Twitter @NBS_Somalia

Major contributions (positive):

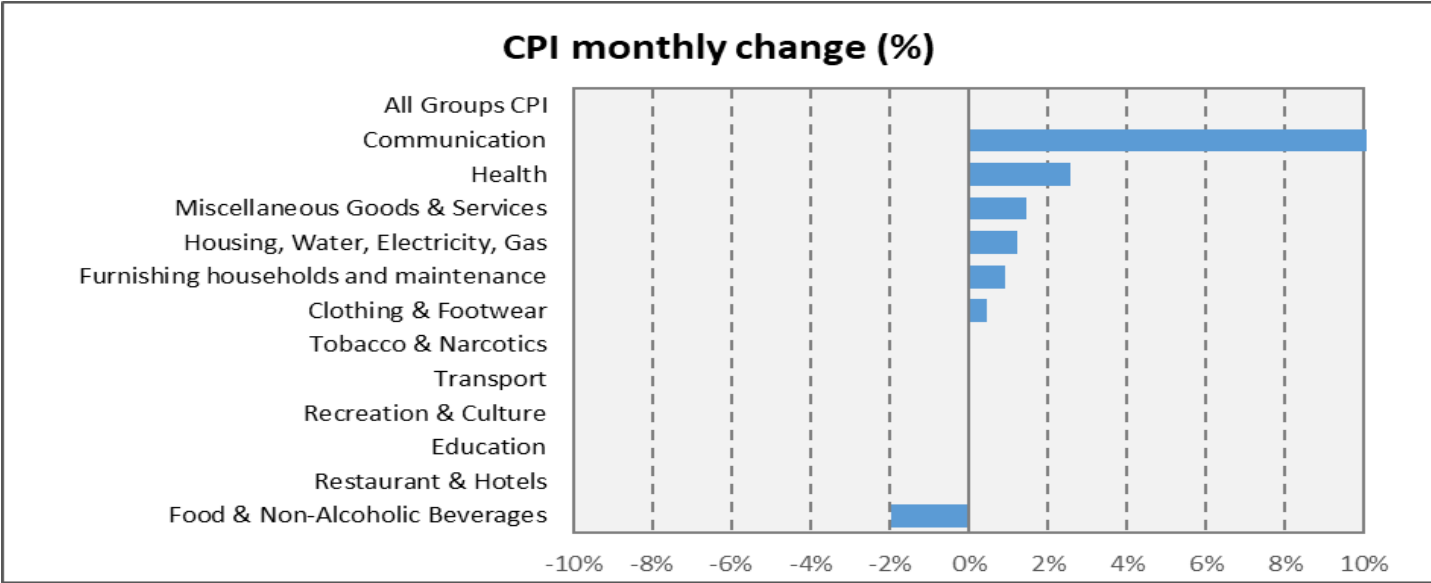
- **Tobacco & Narcotics** recorded an annual increase of 84.03 percent in September 2023. Most of the upward contribution came from prices on Narcotics especially Miraa (+ 116.67%).
- **Communication** recorded an annual increase of 47.16 percent in September 2023. Most of the upward contribution came from prices on telephone and telefax equipment (+72.11%).
- **Housing rent, electricity** recorded an annual increase of 15.04 percent in September 2023. Most of the upward contribution came from prices on Actual Rentals for Housing (+16.35%). This was due to increase in prices of Apartment (+33.33%).
- **Clothing & Footwear** recorded an annual increase of 14.45 percent in September 2023. Most of the upward contribution came from prices on clothing (+16.52%) due to increase in prices of Garment for Men (+33.07%).
- **Health** recorded an annual increase of 13.42 percent in September 2023. Most of the upward contribution came from prices on Medical Products (+29.22%).
- **Transport** recorded an annual increase of 10.55 percent in September 2023. Most of the upward contribution came from prices on Transport Services (+32.36%). The increase was due to passenger transport by road (+49.21%).
- **Miscellaneous** recorded an annual increase of 9.30 percent in September 2023. Most of the upward contribution came from prices on personal effects (+10.42%).
- **Furnishing, Households and Maintenance** recorded an annual increase of 7.38 percent in September 2023. Most of the upward contribution came from prices on Glassware, tableware and household utensils (+13.79%).
-
- **Education** recorded an annual increase of 7.18 percent in September 2023. Most of the upward contribution came from prices on secondary education (+28.26%).
- **Hotels & Restaurants** recorded an annual increase of 3.60 percent in September 2023. Most of the upward contribution came from prices on hotels (+5.70%).

Major contributions (negative):

- **Food & Non-Alcoholic Beverages** recorded an annual decrease of -4.07 percent in September 2023. Most of the downward contribution came from prices on food (-4.22%) due to decrease in prices of Oil and Fat (-35.75%).

B. Major contributions of the different groups to the monthly percentage change in the CPI

Chart 2: CPI; Monthly inflation rate by all groups; September 2023 (Dec 2014 = 100)



Major contributions (positive):

- **Communication** recorded a monthly increase of 17.49 percent in September 2023. Most of the upward contribution came from prices on telephone and telefax equipment (+22.79%).
- **Health** recorded a monthly increase of 2.58 percent in September 2023. The most upward contribution came from prices of medical products especially the pharmaceutical products (+7.85%).

Major contributions (Negative):

- There was no negative major contribution for the month of September.

Table 2: Changes in the Price Indices for September 2023 by main COICOP groups (Dec 2014=100)

COICOP Classification Group	CPI Weight	September 2022 Index	August 2023 Index	September 2023 Index	% change on previous month and current month	% change on same month of previous year (yr on yr)
All Groups CPI	100.00	135.28	142.58	142.65	0.05	5.44
Food & Non-Alcoholic Beverages	46.04	148.80	145.60	142.75	-1.96	-4.07
Tobacco & Narcotics	1.25	90.93	167.33	167.33	0.00	84.03
Clothing & Footwear	5.03	148.08	168.72	169.47	0.45	14.45
Housing, Water, Electricity & Gas	23.41	122.28	138.95	140.67	1.24	15.04
Furnishing, Households and Maintenance	2.93	109.53	116.56	117.61	0.90	7.38
Health	5.00	161.16	178.18	182.78	2.58	13.42
Transport	3.77	109.72	121.29	121.29	0.00	10.55
Communication	2.80	103.03	129.05	151.63	17.49	47.16
Recreation & Culture	1.00	103.85	104.30	104.30	0.00	0.43
Education	4.00	109.11	116.95	116.95	0.00	7.18
Restaurant & Hotels	2.00	140.72	145.78	145.78	0.00	3.60
Miscellaneous Goods & Services	2.77	110.27	118.80	120.52	1.45	9.30

Note:

The Consumer Price Index is generated by conducting a survey of purchaser prices for a representative basket of household consumption (goods and services), during the first and third weeks of the collection month. The prices are obtained from selected retail outlets in four data collection zones spread across Mogadishu.

Next release

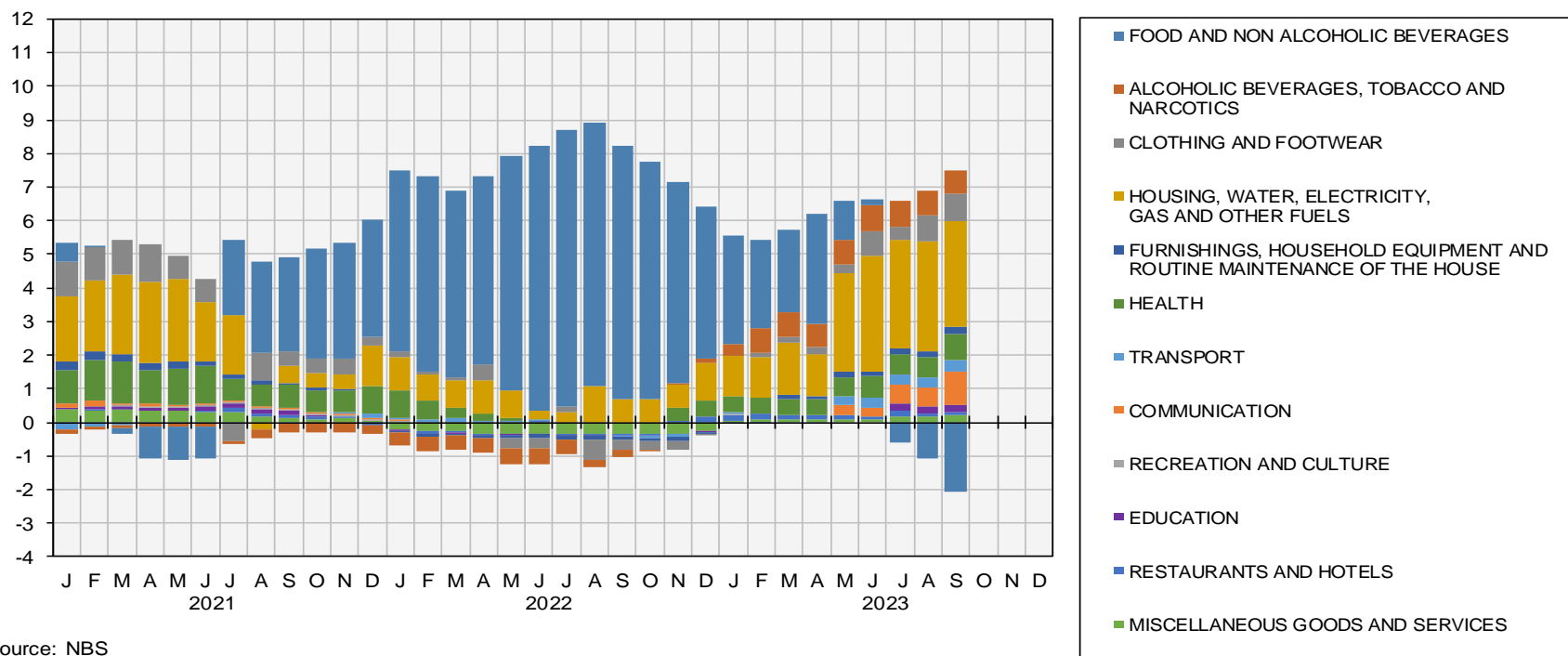
Consumer price index, October 2023, will be released on 15th November 2023. For more information on prices and other official statistics, please visit the SNBS website at <http://www.nbs.gov.so>

A bulletin on the September 2023 CPI and more detailed data in time series format have been posted on the SNBS website: <http://www.nbs.gov.so>. Twitter @NBS_Somalia

Annex 1: All Groups CPI – Points Contribution to Inflation Rate by COICOP Division in September 2023.

All Groups CPI

Points contribution (%) to inflation rate (contribution by COICOP)



Source: NBS

Annex 1 provides an analysis of the inflation rate for the month broken up into a cross section of COICOP Divisions displaying their respective impact (contribution) to the All Groups CPI.

A bulletin on the September 2023 CPI and more detailed data in time series format have been posted on the SNBS website: <http://www.nbs.gov.so>. Twitter @NBS_Somalia