



**SOMALI NATIONAL  
BUREAU OF STATISTICS**  
Federal Republic of Somalia

# CONSUMER PRICE INDEX (CPI) DECEMBER 2023



## Executive Summary

The All-Groups CPI was 143.57 in the month of December 2023, compared with 144.92 in the month of November 2023.

The monthly change, December 2023 compared to November 2023, was a decrease of -0.93 percent. There were no significant changes in the month of December.

Over the twelve months to the month of December 2023 (inflation rate), the All-Groups CPI decreased to 6.60 percent, compared with 7.06 percent over the twelve months to the month of November 2023.

**Table 1: Inflation rate according to CPI; December 2023 (Dec 2014 = 100)**

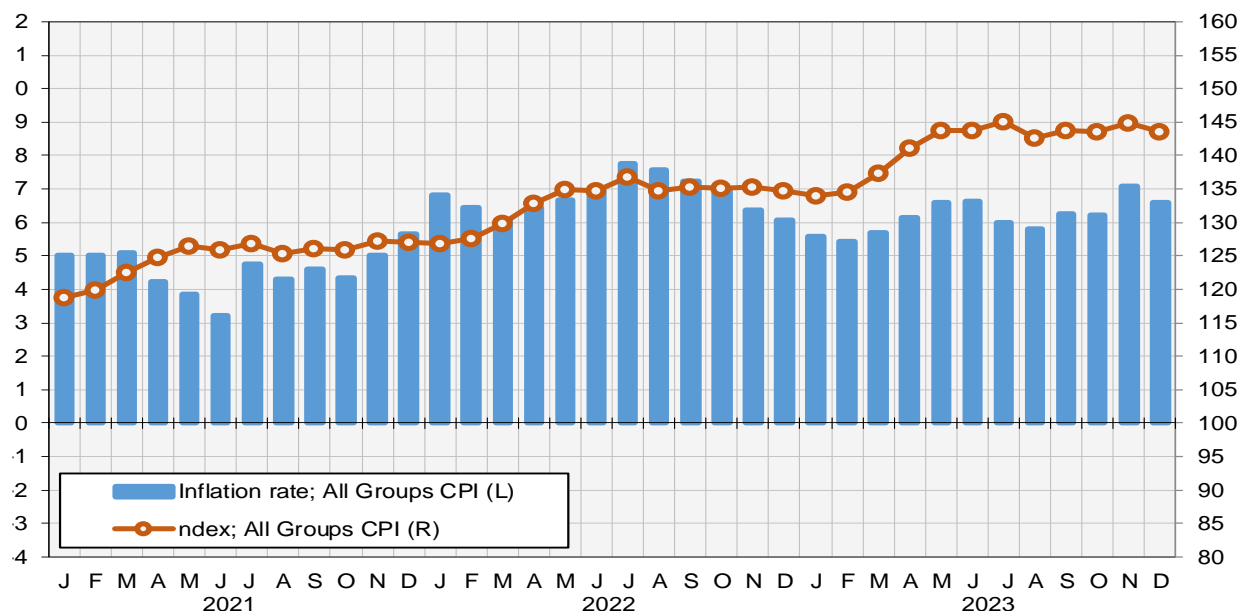
Consumer Price Index, December 2023	
Index (current month)	143.57
Index (previous month)	144.92
Index (previous year, same month)	134.68
Monthly % change	-0.93%
Annual % change (inflation rate)	6.60%

## Inflation rate according to CPI

## CPI Inde

Percent change over twelve months

Index = 100 @ December 201



Source: NBS

## Consumer Price Index (CPI) December 2023

### General Inflation rate: All Groups CPI, December 2023

The rate of inflation for December 2023 is the percentage change in the Consumer Price Index (CPI) over the twelve-month period, from December 2022 to December 2023.

The **All-Groups CPI** decreased to 6.60 percent over the twelve months to December 2023 compared to 7.06 percent over the twelve months to November 2023.

The **All-Groups CPI** monthly change for December 2023 was a decrease of -0.93 percent.

### General Inflation rate: Selected Groups, December 2023.

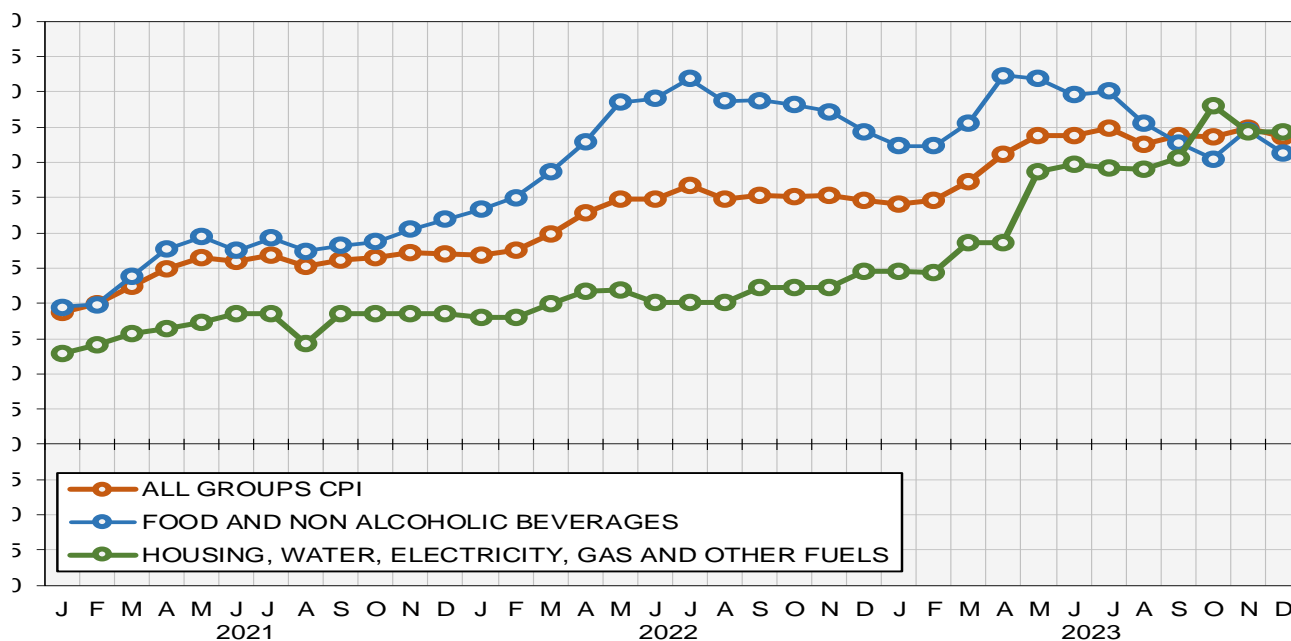
The rate of inflation for **Food and Non-Alcoholic Beverages** and **Housing, Water, Electricity, Gas** are the most significant items in the consumer basket in terms of expenditure and have the largest weighted influence on the **All-Groups CPI**.

**Food and Non-Alcoholic Beverages** experienced a monthly decrease of -2.24 percent during the month of December 2023 compared with an increase of 2.94 percent in November 2023. This was due to increase in the prices of some foodstuffs. As a result, the year-on-year inflation decreased to -2.11 percent in December 2023. This is compared to the year-on-year inflation of -1.76 percent experienced in November 2023.

**Housing, Water, Electricity, and Gas** experienced a monthly immovability of 0.00 percent during the month of December 2023. The year-on-year inflation increased to 15.98 percent in December 2022. This is compared to the year-on-year inflation of 18.05 percent increase experienced in November 2022

### All Groups CPI and Selected Groups

Index = 100 @ December 2014

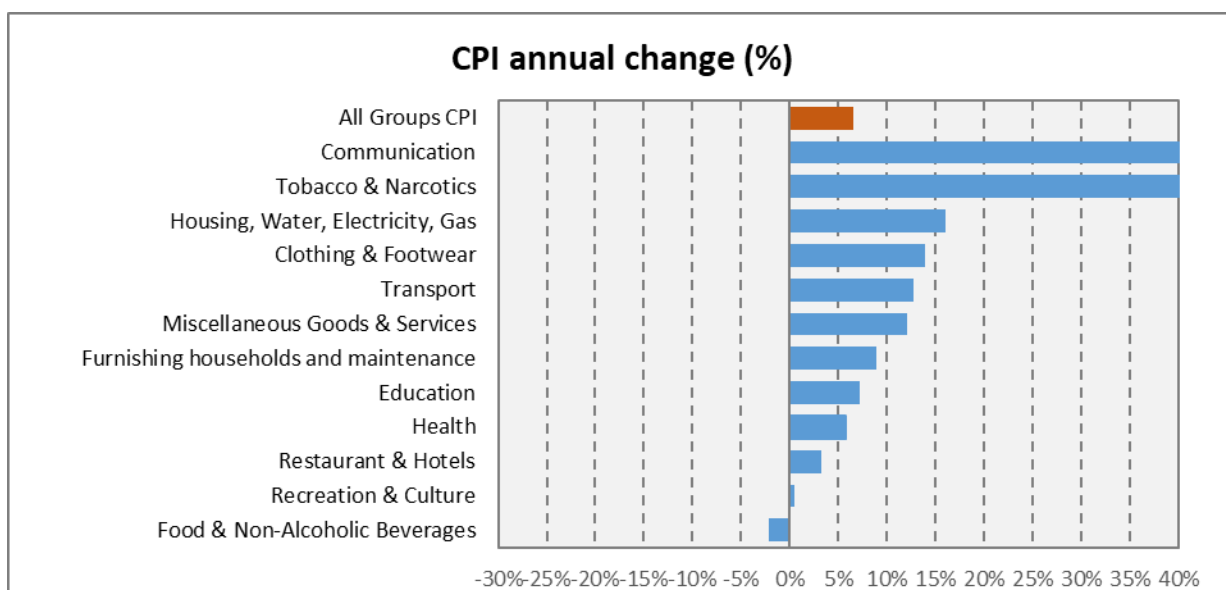


Source: NBS

A bulletin on the December 2023 CPI and more detailed data in time series format have been posted on the SNBS website: <http://www.nbs.gov.so>. Twitter @NBS\_Somalia

## A. Major contributions of the different groups to the annual percentage change in the CPI

Chart 1: CPI indices, Annual inflation rate by all groups; December 2023 (Dec 2014 = 100)



### Major contributions (positive):

- **Communication** recorded an annual increase of 61.87 percent in December 2023. Most of the upward contribution came from prices on telephone and telefax equipment (+94.60%).
- **Tobacco & Narcotics** recorded an annual increase of 51.84 percent in December 2023. Most of the upward contribution came from prices on Narcotics especially Miraa (+ 85.71%).
- **Housing rent and electricity** recorded an annual increase of 15.98 percent in December 2023. Most of the upward contribution came from prices on Electricity and Gas (+12.37%).
- **Clothing & Footwear** recorded an annual increase of 13.96 percent in December 2023. Most of the upward contribution came from prices on clothing (+16.10%) due to increase in prices of Garment for Men (+34.55%).
- **Transport** recorded an annual increase of 12.72 percent in December 2023. Most of the upward contribution came from prices on Transport Services (+33.17%). The increase was due to passenger transport by road (+49.21%).
- **Miscellaneous** recorded an annual increase of 12.09 percent in December 2023. Most of the upward contribution came from prices on personal effects (+14.65%).
- **Furnishing, Households and Maintenance** recorded an annual increase of 8.89 percent in December 2023. Most of the upward contribution came from prices on Glassware, tableware and household utensils (+18.82%).
- **Education** recorded an annual increase of 7.18 percent in December 2023. Most of the upward contribution came from prices on secondary education (+28.26%).

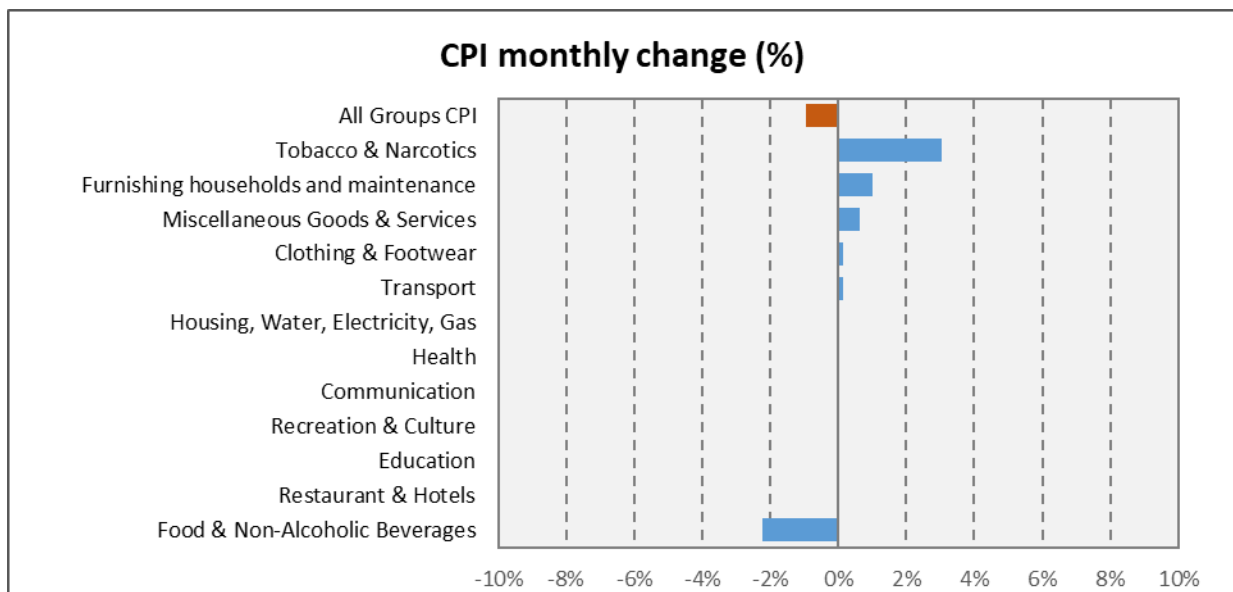
- **Health** recorded an annual increase of 5.71 percent in December 2023. Most of the upward contribution came from prices on Medical Products (+18.52%).
- **Hotels & Restaurants** recorded an annual increase of 3.20 percent in December 2023. Most of the upward contribution came from prices on hotels (+4.97%).

**Major contributions (negative):**

- **Food and Non-Alcoholic Beverages** experienced an annual decrease of -2.11 percent during the month of December 2023. The most downward contribution was the prices of food (-2.09%)

**B. Major contributions of the different groups to the monthly percentage change in the CPI**

**Chart 2: CPI; Monthly inflation rate by all groups; December 2023 (Dec 2014 = 100)**



**Major contributions (positive):**

- **Tobacco & Narcotics** recorded a monthly increase of 3.04 percent in December 2023. Most of the upward contribution came from prices on Tobacco (+ 9.70%).

**Major contributions (Negative):**

- **Food and Non-Alcoholic Beverages** experienced an annual decrease of -2.24 percent during the month of December 2023. The most downward contribution was the prices of food (-2.36%)

**Table 2: Changes in the Price Indices for December 2023 by main COICOP groups (Dec 2014=100)**

<b>COICOP Classification Group</b>	<b>CPI Weight</b>	<b>December 2022 Index</b>	<b>November 2023 Index</b>	<b>December 2023 Index</b>	<b>% change on previous month and current month</b>	<b>% change on same month of previous year (yr on yr)</b>
<b>All Groups CPI</b>	100.00	134.68	144.92	143.57	-0.93	6.60
Food & Non-Alcoholic Beverages	46.04	144.36	144.56	141.32	-2.24	-2.11
Tobacco & Narcotics	1.25	115.22	168.67	173.80	3.04	50.84
Clothing & Footwear	5.03	148.98	169.52	169.78	0.15	13.96
Housing, Water, Electricity & Gas	23.41	124.46	144.35	144.35	0.00	15.98
Furnishing, Households and Maintenance	2.93	109.53	118.10	119.27	0.99	8.89
Health	5.00	172.91	182.78	182.78	0.00	5.71
Transport	3.77	108.42	122.04	122.21	0.14	12.72
Communication	2.80	103.03	166.78	166.78	0.00	61.87
Recreation & Culture	1.00	103.85	104.30	104.30	0.00	0.43
Education	4.00	109.11	116.95	116.95	0.00	7.18
Restaurant & Hotels	2.00	145.78	150.45	150.45	0.00	3.20
Miscellaneous Goods & Services	2.77	108.31	120.63	121.41	0.64	12.09

**Note:**

The Consumer Price Index is generated by conducting a survey of purchaser prices for a representative basket of household consumption (goods and services), during the first and third weeks of the collection month. The prices are obtained from selected retail outlets in four data collection zones spread across Mogadishu.

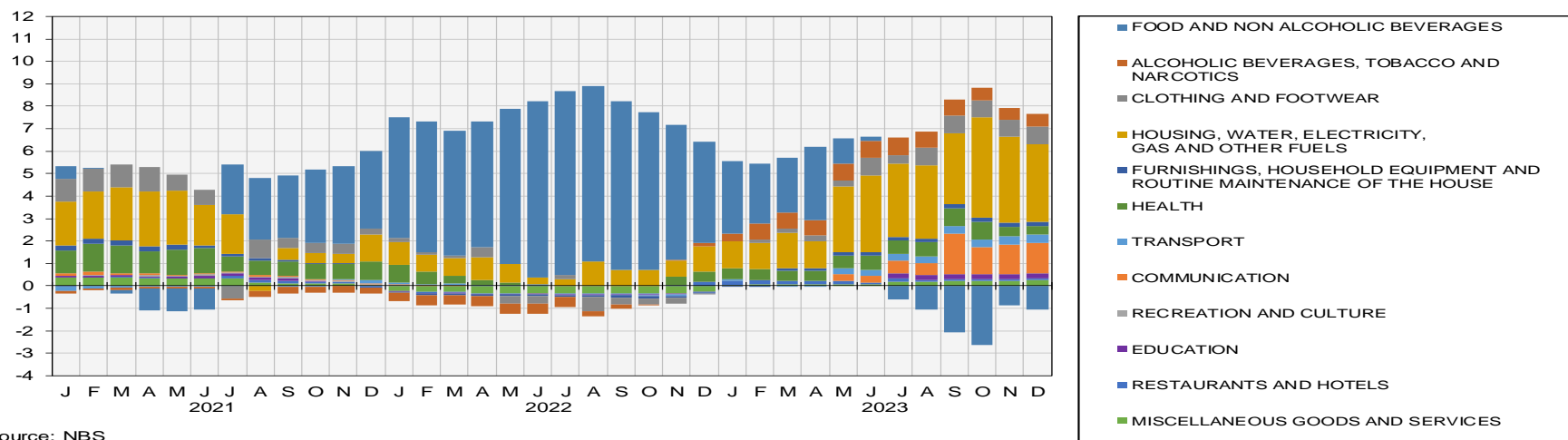
**Next release**

Consumer price index, January 2024, will be released on 15<sup>th</sup> February 2024. For more information on prices and other official statistics, please visit the SNBS website at <http://www.nbs.gov.so>

**Annex 1: All Groups CPI – Points Contribution to Inflation Rate by COICOP Division in December 2023.**

**All Groups CPI**

Points contribution (%) to inflation rate (contribution by COICOP)



Source: NBS

*Annex 1* provides an analysis of the inflation rate for the month broken up into a cross section of COICOP Divisions displaying their respective impact (contribution) to the All-Groups CPI.