

Executive Summary

The All-Groups CPI was 151.35 in the month of June 2024, compared with 150.64 in the month of May 2024.

The monthly change, June 2024 compared to May 2024, was a decrease of 0.47 percent. The most significant monthly price increases were on **Recreation & Culture** (15.54%) and **Restaurant & Hotels** (14.47%). The increase in **Recreation & Culture** was mainly the result of increase in prices of **Audio – Visual, Photographic and Information Processing** (+18.33%). The increase in **Restaurant & Hotels** was mainly the result of increase in prices of **Catering Services** (+21.69%).

Over the twelve months to the month of June 2024 (inflation rate), the All-Groups CPI increased to 5.31 percent, compared with 4.80 percent over the twelve months to the month of May 2024.

Table 1: Inflation rate according to CPI; June 2024 (Dec 2014 = 100)

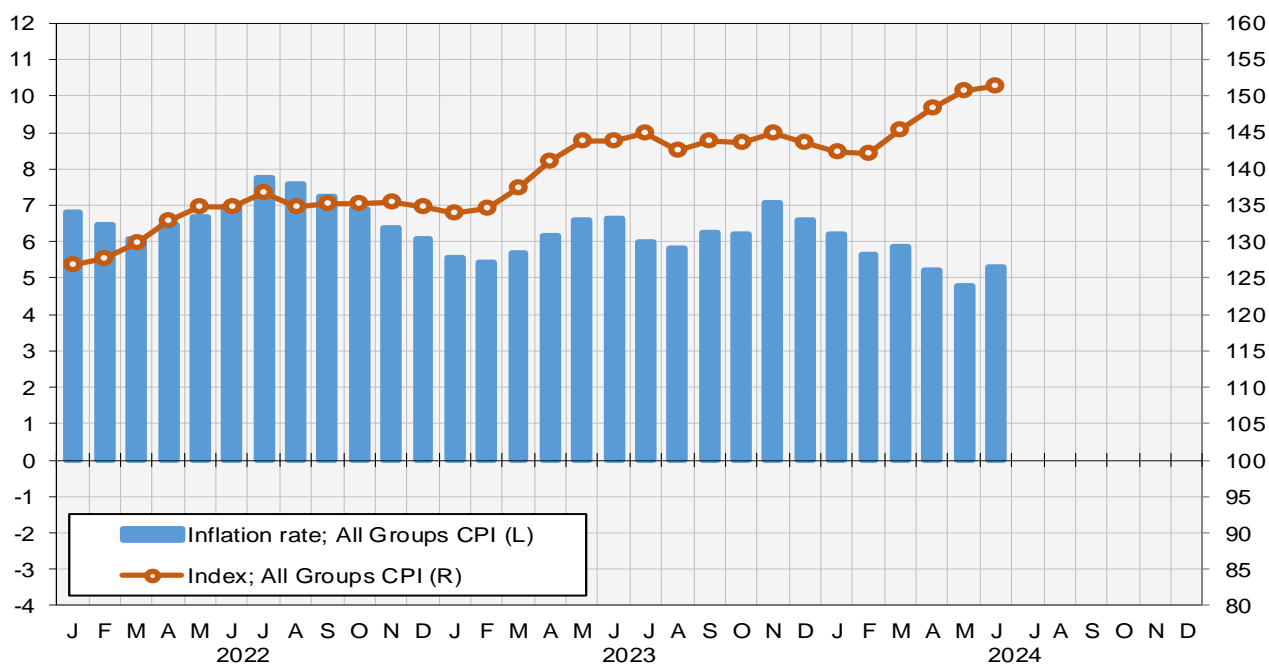
Consumer Price Index, June 2024	
Index (current month)	151.35
Index (previous month)	150.64
Index (previous year, same month)	143.72
Monthly % change	0.47%
Annual % change (inflation rate)	5.31%

Inflation rate according to CPI

Percent change over twelve months

CPI Index

Index = 100 @ December 2014



Source: NBS

Consumer Price Index (CPI) June 2024

General Inflation rate: All Groups CPI, June 2024

The rate of inflation for June 2024 is the percentage change in the Consumer Price Index (CPI) over the twelve-month period, from May 2023 to June 2024.

The **All-Groups CPI** increased to 5.31 percent over the twelve months to June 2024 compared to 4.80 percent over the twelve months to May 2023.

The **All-Groups CPI** monthly change for June 2024 was a decrease of 0.47 percent.

General Inflation rate: Selected Groups, June 2024.

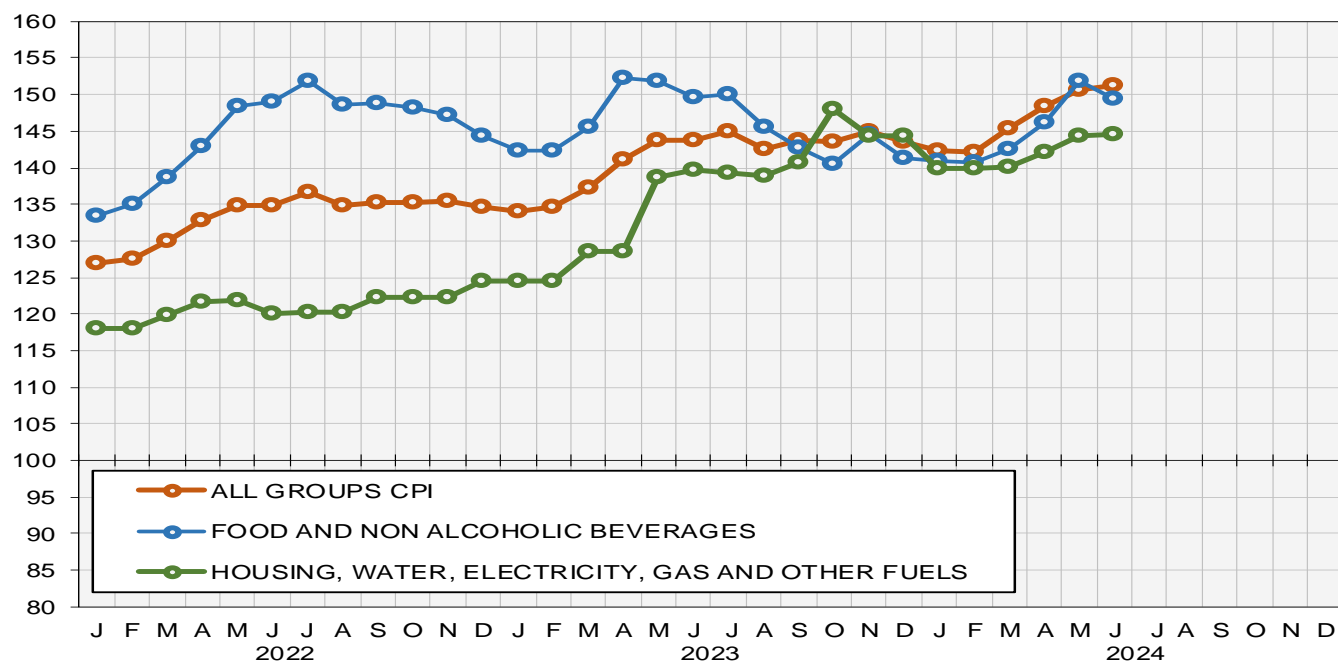
The rate of inflation for **Food and Non-Alcoholic Beverages** and **Housing, Water, Electricity, Gas** are the most significant items in the consumer basket in terms of expenditure and have the largest weighted influence on the **All-Groups CPI**.

Food and Non-Alcoholic Beverages experienced a monthly decrease of -1.60 percent during the month of June 2024 compared with an increase of 3.83 percent in May 2024. This was due to increase in the prices of some foodstuffs. As a result, the year-on-year inflation decreased to -0.07 percent in June 2024. This is compared to the year-on-year inflation of 0.02 percent experienced in May 2024.

Housing, Water, Electricity, and Gas experienced a monthly decrease of 0.08 percent during the month of June 2024. The year-on-year inflation decreased to 3.41 percent in June 2024. This is compared to the year-on-year inflation of 4.10 percent increase experienced in May 2024.

All Groups CPI and Selected Groups

Index = 100 @ December 2014

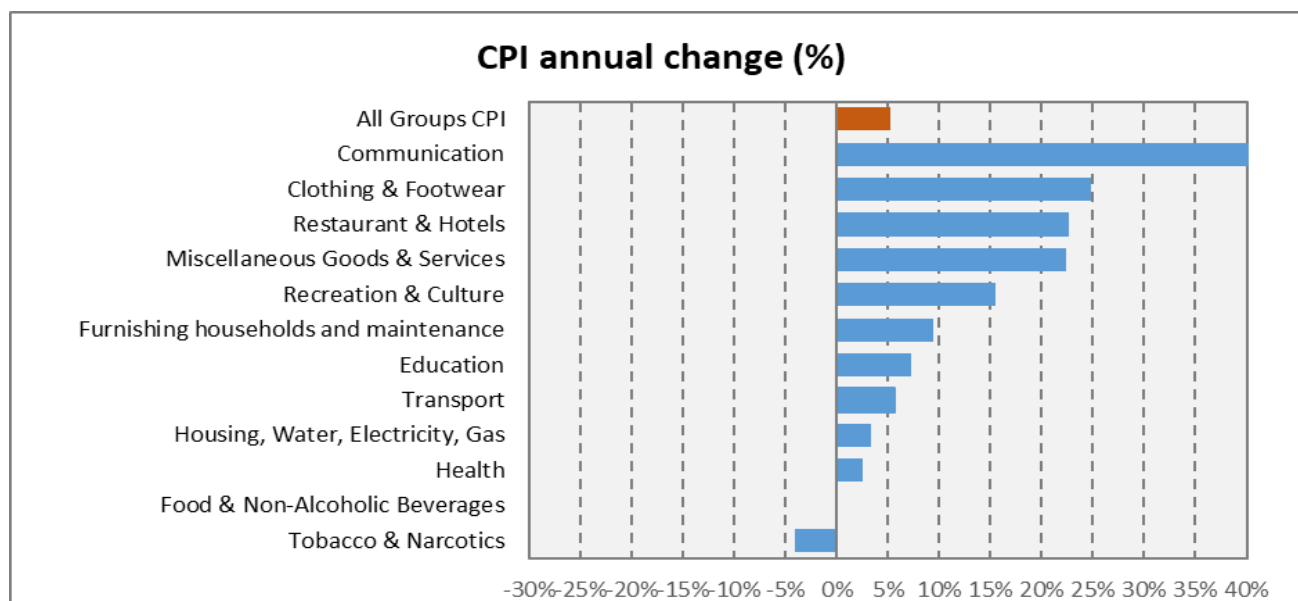


Source: NBS

A bulletin on the June 2024 CPI and more detailed data in time series format have been posted on the SNBS website: <http://www.nbs.gov.so>. Twitter @NBS_Somalia

A. Major contributions of the different groups to the annual percentage change in the CPI

Chart 1: CPI indices, Annual inflation rate by all groups; June 2024 (Dec 2014 = 100)



Major contributions (positive):

- **Communication** recorded an annual increase of 57.30 percent in June 2024. Most of the upward contribution came from prices on telephone and telefax equipment (+84.95%).
- **Clothing & Footwear** recorded an annual increase of 24.87 percent in June 2024. Most of the upward contribution came from prices on clothing (+25.57%) due to the increase in prices of Garment for children (+102.66%).
- **Hotels & Restaurants** recorded an annual increase of 22.60 percent in June 2024. Most of the upward contribution came from prices on hotels (+35.12%).
- **Miscellaneous** recorded an annual increase of 22.41 percent in June 2024. Most of the upward contribution came from prices on personal care (+28.68%).
- **Recreation & Culture** recorded an annual increase of 15.54 percent in June 2024. Most of the upward contribution came from prices on Audio-Visual, Photographic and Information (+18.33%).
- **Furnishing, Households and Maintenance** recorded an annual increase of 9.41 percent in June 2024. Most of the upward contribution came from prices on Glassware, tableware and household utensils (+12.67%).
- **Education** recorded an annual increase of 7.32 percent in June 2024. Most of the upward contribution came from prices on secondary education (+28.81%).
- **Transport** recorded an annual increase of 5.64 percent in June 2024. Most of the upward contribution came from prices on purchase of Vehicles (+13.03%).

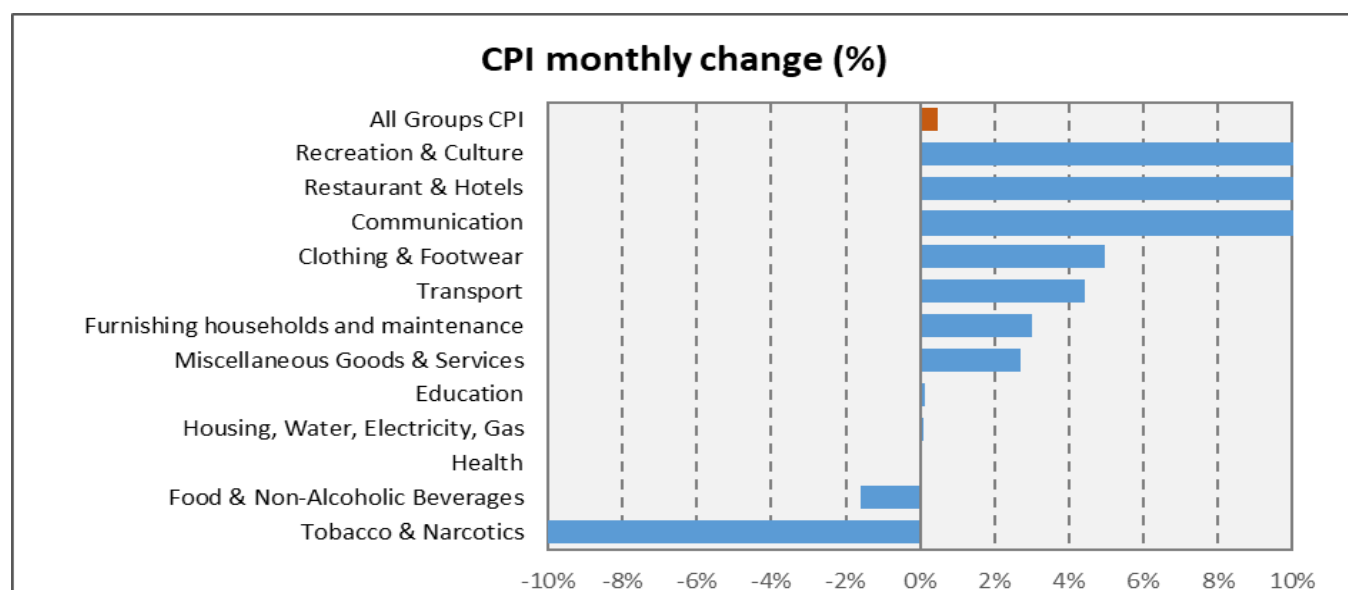
- **Housing rent and electricity** recorded an annual increase of 3.41 percent in June 2024. Most of the upward contribution came from prices on materials for the maintenance and repair of the dwelling (+8.68%).
- **Health** recorded an annual increase of 2.58 percent in June 2024. Most of the upward contribution came from prices on Medical Products (+7.85%).

Major contributions (negative):

- **Tobacco & Narcotics** recorded an annual decrease of -3.98 percent in June 2024. Most of the downward contribution came from prices on Tobacco, especially cigarettes (- 13.60%).

B. Major contributions of the different groups to the monthly percentage change in the CPI

Chart 2: CPI; Monthly inflation rate by all groups; June 2024 (Dec 2014 = 100)



Major contributions (positive):

- **Recreation & Culture** recorded a monthly increase of 15.54 percent in June 2024. Most of the upward contribution came from prices on Audio-Visual, Photographic and Information (+18.33%).
- **Hotels & Restaurants** recorded a monthly increase of 14.47 percent in June 2024. Most of the upward contribution came from prices on hotels (+21.69%).
- **Communication** recorded a monthly increase of 10.42 percent in June 2024. Most of the upward contribution came from prices for telephone and telefax equipment (+14.84%).
- **Clothing & Footwear** recorded a monthly increase of 4.96 percent in June 2024. Most of the upward contribution came from prices on clothing (+3.63%) due to the increase in prices of Garment for children (+17.84%).

- **Transport** recorded a monthly increase of 4.42 percent in June 2024. Most of the upward contribution came from prices on Purchase of Vehicles (+12.44%).
- **Miscellaneous** recorded a monthly increase of 2.71 percent in June 2024. Most of the upward contribution came from prices on personal effects (+3.89%).

Major contributions (Negative):

- **Tobacco & Narcotics** recorded a monthly decrease of -10.02 percent in June 2024. Most of the downward contribution came from prices on Tobacco, especially cigarettes (-16.92%).

Table 2: Changes in the Price Indices for June 2024 by main COICOP groups (Dec 2014=100)

COICOP Classification Group	CPI Weight	June 2023 Index	May 2024 Index	June 2024 Index	% change on previous month and current month	% change on same month of previous year (yr on yr)
All Groups CPI	100.00	143.72	150.64	151.35	0.47	5.31
Food & Non-Alcoholic Beverages	46.04	149.54	151.88	149.44	-1.60	-0.07
Tobacco & Narcotics	1.25	162.88	173.80	156.39	-10.02	-3.98
Clothing & Footwear	5.03	168.14	200.04	209.96	4.96	24.87
Housing, Water, Electricity & Gas	23.41	139.78	144.43	144.55	0.08	3.41
Furnishing, Households and Maintenance	2.93	116.56	123.79	127.53	3.02	9.41
Health	5.00	178.18	182.78	182.78	0.00	2.58
Transport	3.77	121.22	122.64	128.06	4.42	5.64
Communication	2.80	117.07	166.78	184.16	10.42	57.30
Recreation & Culture	1.00	104.30	104.30	120.51	15.54	15.54
Education	4.00	109.11	116.95	117.10	0.13	7.32
Restaurant & Hotels	2.00	145.78	156.13	178.72	14.47	22.60
Miscellaneous Goods & Services	2.77	114.03	135.90	139.58	2.71	22.41

Note:

The Consumer Price Index is generated by conducting a survey of purchaser prices for a representative basket of household consumption (goods and services), during the first and third weeks of the collection month. The prices are obtained from selected retail outlets in four data collection zones spread across Mogadishu.

A bulletin on the June 2024 CPI and more detailed data in time series format have been posted on the SNBS website: <http://www.nbs.gov.so>. Twitter @NBS_Somalia

Next release

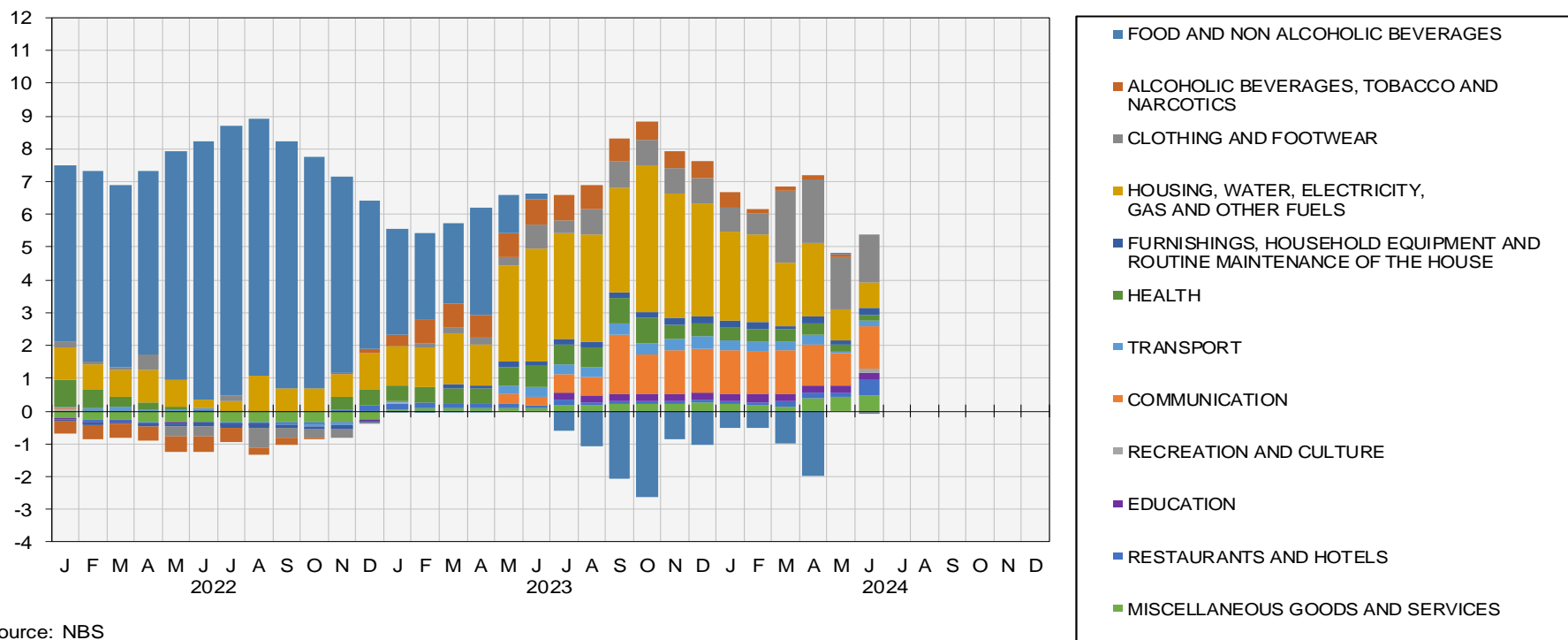
Consumer price index, July 2024, will be released on 15th August 2024. For more information on prices and other official statistics, please visit the SNBS website at <http://www.nbs.gov.so>

A bulletin on the June 2024 CPI and more detailed data in time series format have been posted on the SNBS website: <http://www.nbs.gov.so>. Twitter @NBS_Somalia

Annex 1: All Groups CPI – Points Contribution to Inflation Rate by COICOP Division in June 2024.

All Groups CPI

Points contribution (%) to inflation rate (contribution by COICOP)



Source: NBS

Annex 1 provides an analysis of the inflation rate for the month broken up into a cross section of COICOP Divisions displaying their respective impact (contribution) to the All-Groups CPI.