



Federal Republic of Somalia
SOMALIA NATIONAL
BUREAU OF STATISTICS

MIGRATION STATISTICS REPORT





FEDERAL REPUBLIC OF SOMALIA
SOMALIA NATIONAL BUREAU OF STATISTICS

MIGRATION STATISTICS REPORT

SECOND EDITION

2025

TABLE OF CONTENT

Preface	i
Acknowledgment	ii
Abbreviations	iii
CHAPTER 1 INTRODUCTION	1
1.0 Introduction	2
1.1 Background	2
1.2 Rationale	3
1.3 Objectives	3
1.4 Data and methodology	4
1.5 Scope and limitations of the Report	4
1.6 Outline of the Report	5
CHAPTER 2 REFUGEES	6
2.0 Refugees	7
2.1 Introduction	7
2.2 Stock of refugees in Somalia by Age Group and Sex, 2024	7
2.3 Stock of refugees in Somalia by Nationality, 2024	8
2.4 Number of the refugees in Somalia (2020 -2024)	8
CHAPTER 3 ASYLUM SEEKERS	9
3.0 Asylum Seekers	10
3.1 Introduction	10
3.2 Stock of Asylum seekers in Somalia by sex and age group, 2024	10
3.3 Asylum seekers in Somalia by Nationality, 2024	11
3.4 Number of Asylum seekers in Somalia (2020 -2024)	11
CHAPTER 4 RETURNEES	12
4.0 Returnees	13
4.1 Introduction	13
4.2 Refugee Returns	13
4.3 Refugee Returns to Somalia, 2020–2024	13
4.4 Refugee Returnees by Country of Return, 2020–2024	14
4.5 Migrant Returnees	15
4.6 Migrant Returns to Somalia, 2020–2024	15
4.7 Migrant Returnees by Country of Return, 2020–2024	16

CHAPTER 5 INTERNALLY DISPLACED PERSONS (IDPS)	19
5.0 Internally Displaced Persons (IDPs)	20
5.1 Introduction	20
5.2 Stock of IDPs in Somalia by Age Group and Sex, 2024	20
5.3 Stock of IDPs in Somalia, 2020–2024	21
5.4 Stock of IDPs in Somalia by Region, 2024	22
CHAPTER 6 INTERNATIONAL LABOR MIGRANTS	23
6.0 International Labor Migrants	24
6.1 Introduction	24
6.2 International Labor Migrants Registered in Somalia (2024)	24
6.3 Number of Migrant Workers in Somalia (2023–2024)	26
CHAPTER 7 CROSS-BORDER MOBILITY	27
7.0 Cross-Border Mobility	28
7.1 Introduction	28
7.2 International Arrivals in Somalia (2020–2024)	28
7.3 International Departures from Somalia (2020–2024)	29
CHAPTER 8 REMITTANCES	30
8.0 Remittances	31
8.1 Introduction	31
8.2 Remittances from Somali Nationals Abroad, 2020–2024	31
8.3 Remittances as a Share of Somalia’s GDP, 2020–2024	32
CHAPTER 9 CONCLUSIONS	33
9.0 Conclusions and Recommendations	34
9.1 Conclusions	34
9.2 Recommendations	35
9.3 Way Forward	36
References	37
Annex	38

List of Tables

Table 2.1: Refugee Population by Age Group and Sex (2024)	7
Table 2.2: Refugee Population by Nationality and Sex (2024)	8
Table 3.1: Asylum Seekers by Age Group and Sex (2024)	10
Table 3.2: Asylum Seekers by Nationality and Sex (2024)	11
Table 4.1: Refugee Returnees by Age and Sex (2020–2024)	14
Table 4.2: Refugee Returnees by Country of Return (2020–2024)	15
Table 4.3: Migrant Returnees by Age and Sex (2020–2024)	16
Table 4.4: Total Number of Migrant Returnees by Country of Return, (2020–2024)	17
Table 5.1: IDP Population by Age Group and Sex (2024)	21
Table 5.2: IDP Population by Region (2024)	22
Table 6.1: Number of migrant workers registered per Month, (2024)	25
Table 7.1: International Arrivals by border type (2020 – 2024)	29
Table 7.2: International Departures by border type (2020 – 2024)	29
Table 8.1: Annual Remittances from Nationals Abroad (in million USD)	32
Table 8.2: Remittances as a Percentage of Somalia's GDP (2020–2024)	32

List of Figures

Figure 2.1: Number of Refugees in Somalia (2020 - 2024)	8
Figure 3.1: Number of Asylum Seekers in Somalia (2020 - 2024)	11
Figure 4.1: Total Number of Refugee Returnees, in Somalia 2020–2024	14
Figure 4.2: Total Number of Migrant Returnees, in Somalia 2020–2024	16
Figure 4.3: Total Number of Migrant Returnees by Top Five Country of Return, (2020–2024)	18
Figure 5.1: Total Number of Internally Displaced Persons (IDPs) in Somalia (2020–2024)	21
Figure 6.1: Total Number of Migrant Workers Registered Per Month (2024)	25
Figure 6.2: Number of Migrant Workers by Sex (2024)	26
Figure 6.3: Number of Migrant Workers in Somalia (2023–2024)	26

Preface

Migration and displacement continue to shape Somalia's demographic, social, and economic landscape. As a country of origin, transit, and destination, Somalia experiences complex mobility patterns driven by humanitarian, economic, and environmental factors. Reliable migration statistics are therefore essential to support evidence-based policymaking, effective governance, and national development planning.

The Migration Statistics Report 2025 represents the second edition of Somalia's national migration statistics report. It provides updated analysis of key migration trends from 2020 to 2024, covering refugees, asylum seekers, returnees, internally displaced persons (IDPs), international labor migrants, cross-border mobility, and remittances. The report is primarily based on administrative data compiled from relevant Ministries, Departments, and Agencies (MDAs).

This edition reflects continued progress in strengthening migration data coordination and availability. At the same time, it highlights the need to further improve data coverage, disaggregation, and system capacity, including through national statistical operations such as surveys and censuses.

The report has been prepared by the Somali National Bureau of Statistics (SNBS), in collaboration with MDAs through the Technical Working Group on Migration and Displacement Data, with support from national and international partners. It contributes to strengthening migration data governance and supports Somalia's commitments under the Global Compact for Migration.

SNBS remains committed to advancing the quality, accessibility, and use of migration statistics to inform policies and programmes that benefit migrants, displaced populations, host communities, and national development efforts.



Dr. Abdisalam Abdirahman Mohamed

Director General

Somalia National Bureau of Statistics

Acknowledgment

The completion of the Migration Statistics Report 2025 marks an important milestone in Somalia's ongoing efforts to strengthen the production, coordination, and use of migration and displacement statistics. Building on the first edition, this report reflects continued institutional commitment to improving the availability and quality of migration data to support evidence-based policymaking and national development planning.

The Somali National Bureau of Statistics (SNBS) extends its sincere appreciation to the International Organization for Migration (IOM) for its continued technical and financial support in advancing migration and displacement statistics in Somalia. This second edition is the result of sustained collaboration and shared commitment to strengthening national data systems and enhancing analytical capacity in the area of migration.

We also acknowledge the valuable contributions of members of the Technical Working Group (TWG) on Migration and Displacement Data and their respective Ministries, Departments, and Agencies (MDAs). Their collective efforts in data collection, validation, and sharing have been instrumental in the successful preparation of this report. The progress reflected in this publication would not have been possible without their continued engagement and cooperation.

Special thanks are extended to Mr. Said Abdilahi Abdi, Director of Population and Social Statistics, for his strategic guidance and leadership throughout the development of this report. We further commend the dedicated technical team—Mr. Fuad Hussein Abdi, Head of the Migration and Displacement Statistics Section, for his leadership in coordinating, compiling, analyzing, and drafting the report; Mr. Liban Bile Mohamud, Ms. Zahra Abdirahman Mohamud, and Mr. Mohamed Farah Hassan for their essential technical contributions to data analysis and interpretation. We also acknowledge Eng. Mohamed Abukar Omar for his contribution to the design of clear and visually effective infographics for this report.

Finally, SNBS would like to express its appreciation to the external reviewers whose constructive comments and insights contributed significantly to strengthening the quality and clarity of this report. Their feedback has helped ensure that this publication meets high technical standards and remains relevant to national and international stakeholders.

Abbreviations

CBS	Central Bank of Somalia
EAC	East African Community
GDP	Gross Domestic Product
GCM	Global Compact for Safe, Orderly and Regular Migration
ICA	Immigration and Citizenship Agency
IDPs	Internally Displaced Persons
IGAD	Intergovernmental Authority on Development
ILO	International Labor Organization
IOM	International Organization for Migration
MDAs	Ministries, Departments, and Agencies
MGI	Migration Governance Indicators
MoLSA	Ministry of Labor and Social Affairs
NCM	National Coordination Mechanism
NCRI	National Commission for Refugees and Internally Displaced Persons
SDGs	Sustainable Development Goals
SNBS	Somali National Bureau of Statistics
TWG	Technical Working Group
UNHCR	United Nations High Commissioner for Refugees



CHAPTER 1

INTRODUCTION



1.0 Introduction

1.1 Background

Migration is a complex and multidimensional phenomenon with profound social, economic, and political implications. Globally, it has become a central issue in discussions on human rights, sustainable development, and international cooperation. People move within and across borders for various reasons: some are forced to flee conflict, persecution, or environmental shocks, while others migrate voluntarily in search of better economic and social opportunities. These movements have significant consequences for both origin and destination areas, making it essential to understand migration patterns, trends, and impacts to inform sound policy and decision-making.

For Somalia, migration is especially important given the country's historical context and ongoing challenges. The country experiences multiple forms of mobility – both international and internal – and functions simultaneously as a country of origin, transit, and destination. Large-scale population movements have been shaped by decades of conflict, political instability, environmental shocks such as droughts and floods, and persistent economic hardship. Alongside cross-border movements, Somalia continues to experience significant internal migration, particularly internal displacement, which remains one of the most prominent and enduring features of the country's mobility landscape.

Recognizing the importance of migration data for evidence-based policymaking, the Somali National Bureau of Statistics (SNBS), in collaboration with relevant Ministries, Departments, and Agencies (MDAs), compiles and analyzes data from administrative sources to produce the Migration Statistics Report. The report aims to enhance understanding of migration trends and patterns, promote data-driven dialogue, and strengthen coordination among institutions involved in migration management, protection, and development planning.

This second edition of the Migration Statistics Report presents updated data on key migration domains, including refugees, asylum seekers, returnees, internally displaced persons (IDPs), international labor migrants, cross-border mobility, and remittances. It reflects the ongoing efforts by SNBS and its partners to improve the quality, coverage, and use of migration statistics in line with international standards and frameworks, including the Global Compact for Safe, Orderly and Regular Migration (GCM).

In alignment with the GCM, this edition highlights linkages between Somalia's migration data and selected GCM objectives and indicators. The report illustrates how data produced across thematic areas—such as refugee registration systems (Objective 7), internal displacement monitoring (Objective 2), labor migration and work permit issuance (Objective 6), and remittance flows (Objectives 19

and 20)—relate to the broader commitments of the Compact. While the report does not constitute a formal GCM monitoring tool, these linkages demonstrate how Somalia’s growing migration data system contributes to tracking progress towards global and regional policy frameworks, supporting more coherent and evidence-based migration governance.

1.2 Rationale

The availability of accurate and timely migration data is critical for effective policy formulation and planning. Migration dynamics in Somalia are influenced by a combination of humanitarian, social, and economic factors that require coordinated and data-driven responses. However, limited data availability, inconsistencies in administrative systems, and fragmented reporting mechanisms have often hindered comprehensive understanding of migration patterns in the country.

This report aims to bridge those gaps by consolidating and analyzing existing administrative data collected by relevant MDAs. By doing so, it provides an evidence base to support national and international stakeholders in designing more informed policies, improving service delivery, and ensuring that migration contributes positively to development and stability.

1.3 Objectives

The main objective of this report is to provide a statistical overview of migration in Somalia using available administrative data. Specifically, the report seeks to:

- 1 Present the key migration statistics with disaggregated data across major domains, including refugees, asylum seekers, returnees, IDPs, international labor migrants, cross-border mobility, and remittances.
- 2 Highlight emerging patterns and trends observed from 2020 to 2024.
- 3 Strengthen the evidence base for national planning, policy formulation, and regional and international reporting obligations related to migration.
- 4 Link the national migration data to relevant GCM objectives and indicators to illustrate how Somalia’s data contributes to global frameworks.



1.4 Data and methodology

The data used in this report come from the administrative records of various Ministries, Departments, and Agencies (MDAs) that collect information on migration and displacement in Somalia. The SNBS, as the lead agency and chair of the Technical Working Group (TWG) on Migration and Displacement Data, coordinated this process at the federal level. SNBS developed a standardized Excel template which was distributed to MDAs for entering their migration data before submission to ensure consistency across institutions.

After receiving the data, SNBS applied a rigorous cleaning and validation process to improve its quality. An initial review was conducted to check for completeness, accuracy, and consistency. Any errors or gaps identified were communicated back to the respective MDAs for correction and resubmission. The corrected datasets were then combined into a single master file and subjected to a final round of cleaning to ensure uniform definitions, classifications, and formats across all sources.

With the data consolidated, SNBS carried out statistical analysis and developed tables, charts, and graphs to illustrate the main findings. This process strengthened the reliability of administrative records and improved coordination among government institutions involved in migration statistics. The report also aligns its data with selected indicators under the Global Compact for Safe, Orderly and Regular Migration (GCM) to ensure international comparability and policy relevance (see the Annex). The result is Somalia's second Migration Statistics Report, which builds on the first edition and establishes a stronger foundation for producing timely and reliable migration data in the future.

1.5 Scope and limitations of the Report

The scope of this report is limited to administrative data compiled from relevant MDAs responsible for collecting information on migration and displacement in Somalia. Data from national household surveys or population censuses are not included, as these sources were not available at the time of reporting.

While this report includes data on IDPs, who represent forced internal movements within Somalia, other forms of internal migration – such as voluntary rural-to-urban movements or inter-city migration driven by employment, education, or family reasons are excluded. These types of internal migration are typically captured through population censuses or household surveys rather than administrative data systems and were therefore not available for inclusion in this report.

Several institutions continue to face challenges related to limited digitalization of data systems, incomplete reporting, and capacity constraints at both federal and state levels. As a result, some datasets contain gaps, inconsistencies, or partial

geographic coverage. In addition, certain migration flows, particularly irregular or informal movements that occur outside official monitoring mechanisms, may be underreported.

Despite these limitations, the report provides valuable insights into key migration domains and represents an important step toward strengthening the availability, quality, and use of migration statistics in Somalia. It also highlights priority areas for future investment, including the integration of survey-based data, improved administrative systems, and enhanced institutional coordination to support a more comprehensive national migration statistics framework.

1.6 Outline of the Report

The Migration Statistics Report 2025 is organized into nine chapters.

- » **Chapter 1** Introduces the background, rationale, objectives, methodology, and scope of the report.
- » **Chapter 2** Presents data on refugees in Somalia.
- » **Chapter 3** Focuses on asylum seekers and related trends.
- » **Chapter 4** Covers returnees, including both refugee and migrant returnees.
- » **Chapter 5** Discusses internally displaced persons (IDPs).
- » **Chapter 6** Examines international labor migrants.
- » **Chapter 7** Explores cross-border mobility and border movements.
- » **Chapter 8** Analyzes remittance flows and their economic significance.
- » **Chapter 9** Concludes with key observations and recommendations to guide future improvements in migration data collection and analysis.

Refugee Registration



CHAPTER 2 REFUGEES

2.0 Refugees

2.1 Introduction

Refugees are individuals who, owing to a well-founded fear of persecution for reasons of race, religion, nationality, membership of a particular social group or political opinion, are outside their country of origin and are unable or unwilling to avail themselves of that country's protection (UNHCR)¹. This definition frames the legal protection needs of refugees and underpins international refugee law.

In Somalia, refugees constitute a key component of the country's migration profile, reflecting its geographic position and humanitarian role in hosting displaced populations from neighboring and conflict-affected countries. This chapter presents data on the stock of refugees in Somalia for 2024, disaggregated by sex, age group, and nationality, and includes trends from 2020 to 2024. In the context of the GCM, this information relates to Objective 7, which calls for addressing and reducing vulnerabilities in migration, supported by indicators such as the existence of refugee registration systems (Annex).

2.2 Stock of refugees in Somalia by Age Group and Sex, 2024

In 2024, Somalia hosted a total of 18,963 refugees, with 11,323 males and 7,640 females. The 18–59 age group made up the majority, accounting for 11,041 people or 58 percent of all refugees, showing that most displaced persons are of working age. Children aged 0–17 years represented 7,275 people or 38 percent, highlighting the significant presence of young refugees, while older persons aged 60 and above were the smallest group at 647 people or 3 percent. Across all age groups, males outnumbered females, especially among adults.

Table 2.1: Refugee Population by Age Group and Sex (2024)

Age group	Male	Female	Total
0-4	917	809	1,726
5-11	1,501	1,389	2,890
12-17	1,343	1,316	2,659
18-59	7,161	3,880	11,041
60+	401	246	647
Total	11,323	7,640	18,963

Source: NCRI

¹ <https://www.unhcr.org/about-unhcr/overview/1951-refugee-convention>



2.3 Stock of refugees in Somalia by Nationality, 2024

The largest group of refugees in Somalia in 2024 came from Yemen, with 11,631 people (61%), followed by Ethiopia with 5,435 people (29%). Refugees from the Syrian Arab Republic numbered 1,629 (9%), while much smaller populations came from Sudan (166), Eritrea (63), and other countries (39). This shows that refugees from Yemen and Ethiopia together made up almost 90 percent of the total, while other nationalities were present in very small numbers.

Table 2.2: Refugee Population by Nationality and Sex (2024)

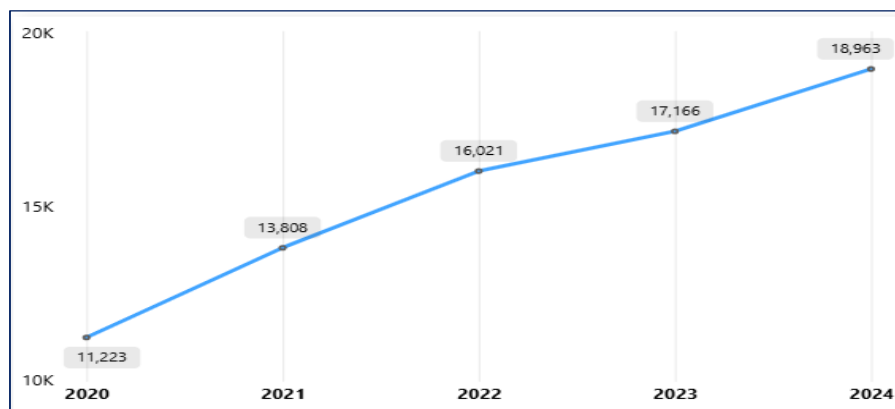
Nationality	Male	Female	Total
Yemen	7,533	4,098	11,631
Ethiopia	2,684	2,751	5,435
Syrian Arab Republic	914	715	1,629
Sudan	125	41	166
Eritrea	37	26	63
Other Countries	30	9	39
Total	11,323	7,640	18,963

Source: NCRI

2.4 Number of the refugees in Somalia (2020 -2024)

From 2020 to 2024, the number of refugees in Somalia showed a steady increase each year. In 2020, the refugee population stood at 11,223, rising to 13,808 in 2021 and further to 16,021 in 2022. The upward trend continued with 17,166 in 2023 and reached 18,963 in 2024. This represents a growth of almost 70 percent over five years, indicating a consistent rise in refugee presence in the country without any year of decline. The data suggests ongoing inflows of refugees into Somalia, likely driven by sustained displacement pressures in the region.

Figure 2.1: Number of Refugees in Somalia (2020–2024)



Source: NCRI



CHAPTER 3

ASYLUM SEEKERS



3.0 Asylum Seekers

3.1 Introduction

Asylum-seekers are individuals who have crossed an international border and are seeking protection, awaiting a decision on their application for refugee status or a comparable form of international protection. These persons have left their home country due to conflict, persecution, or other grave threats to their life or freedom, and are seeking safety in another country².

In Somalia, asylum seekers represent a distinct category within the broader migration framework - neither fully refugees nor regular migrants and their presence signals both humanitarian pressures and gaps in protection systems. This chapter presents data on asylum seekers in Somalia for 2024, disaggregated by sex, age group, and nationality, and also illustrates the trend from 2020 to 2024. The following analysis further explores the demographic patterns and changes over time, providing insight into the scale and dynamics of asylum seeking in the country. In line with the GCM, the data presented here relates to Objective 7, which calls for addressing and reducing vulnerabilities in migration (Annex).

3.2 Stock of Asylum seekers in Somalia by sex and age group, 2024

In 2024, there were 21,237 asylum seekers present in Somalia, including 11,173 males and 10,064 females. The majority were in the 18–59 age group (10,165 people, nearly half of the total), showing that most asylum seekers are of working age. Children under 18 made up a large share as well, totaling 10,474 people (about 49%), while older persons aged 60 and above were very few at 598 people (3%).

The numbers of males and females were relatively balanced in the younger age groups, but among adults, males slightly outnumbered females. This pattern highlights a young asylum-seeking population, with children and working-age adults together making up almost the entire group.

Table 3.1: Asylum Seekers by Age Group and Sex (2024)

Age group	Male	Female	Total
0-4	1,526	1,417	2,943
5-11	2,230	2,199	4,429
12-17	1,568	1,534	3,102
18-59	5,466	4,699	10,165
60+	383	215	598
Total	11,173	10,064	21,237

Source: NCRI

² <https://www.unhcr.org/about-unhcr/who-we-protect/asylum-seekers>

3.3 Asylum seekers in Somalia by Nationality, 2024

In 2024, asylum seekers in Somalia were mainly from Ethiopia, with 19,724 people (93% of the total). Much smaller numbers came from other countries, including the Syrian Arab Republic with 917 people, Tanzania with 278, Sudan with 228, and Eritrea with 54, while 36 asylum seekers came from other countries combined.

Table 3.2: Asylum Seekers by Nationality and Sex (2024)

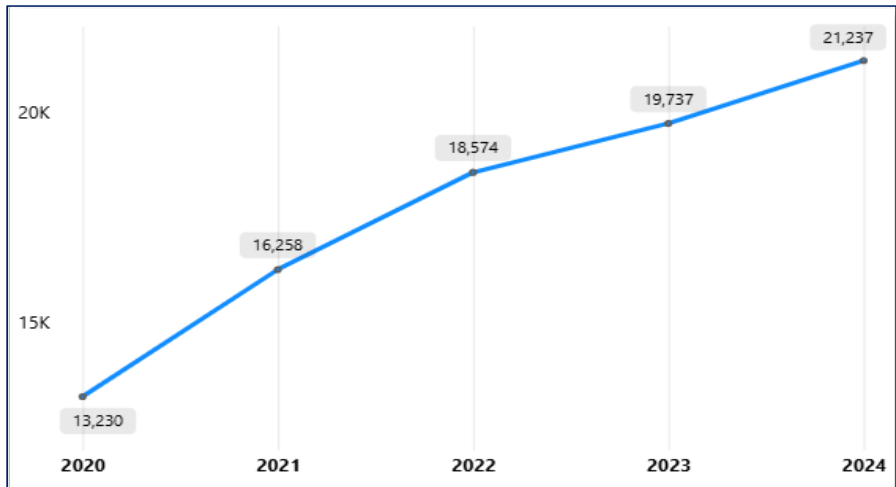
Countries	Male	Female	Total
Ethiopia	10,186	9,538	19,724
Syrian Arab Republic	604	313	917
Tanzania	187	91	278
Eritrea	33	21	54
Sudan	144	84	228
Other Countries	19	17	36
Total	11,173	10,064	21,237

Source: NCRI

3.4 Number of Asylum seekers in Somalia (2020 -2024)

From 2020 to 2024, the number of asylum seekers in Somalia increased steadily each year. In 2020, there were 13,230 asylum seekers, rising to 16,258 in 2021 and 18,574 in 2022. The upward trend continued with 19,737 in 2023, reaching 21,237 in 2024. Overall, this represents an increase of about 8,000 people (60 percent growth) over five years.

Figure 3.1: Number of Asylum Seekers in Somalia (2020–2024)



Source: NCRI



CHAPTER 4

RETURNEES

4.0 Returnees

4.1 Introduction

Returnees are individuals who return to their country of origin after spending a period of time abroad, whether voluntarily or involuntarily, for reasons such as the end of conflict, loss of asylum status, or unsuccessful migration attempts. Return movements are an integral part of migration dynamics, reflecting both voluntary decisions and forced circumstances. In Somalia, returnees play an important role in rebuilding communities, contributing skills, and reintegrating into local social and economic life.

This chapter presents data on Somali nationals who voluntarily returned to the country between 2020 and 2024, including both refugee returnees and migrant returnees. The analysis provides insight into the magnitude and patterns of return movements, disaggregated by sex, age group, and country of return.

4.2 Refugee Returns

Refugee returnees are individuals who had sought refuge in another country due to conflict, persecution, or insecurity and later returned home voluntarily or as part of organized repatriation programs (UNHCR). Returns are often influenced by improvements in conditions in the country of origin, changes in asylum circumstances, or regional developments that support voluntary repatriation.

This subsection presents the number of refugee returnees from 2020 to 2024, disaggregated by age group, sex, and country of return, providing an overview of recent patterns and trends in return movements to Somalia.

4.3 Refugee Returns to Somalia, 2020–2024

Between 2020 and 2024, the number of Somali nationals returning from refugee status abroad increased overall, despite fluctuations. In 2020, there were 351 returns, but this fell sharply to 145 in 2021. Numbers rose again to 795 in 2022, almost doubling to 1,225 in 2023, and then peaked at 2,165 in 2024, the highest over the five-year span.

Most returns were concentrated in the 18–59 age group, which accounted for the majority each year, reaching 1,407 people in 2024 alone. Children under 18 also represented a significant share, with consistent increases across the years, while older people aged 60 and above remained very few. Males consistently outnumbered females in all years and age groups.

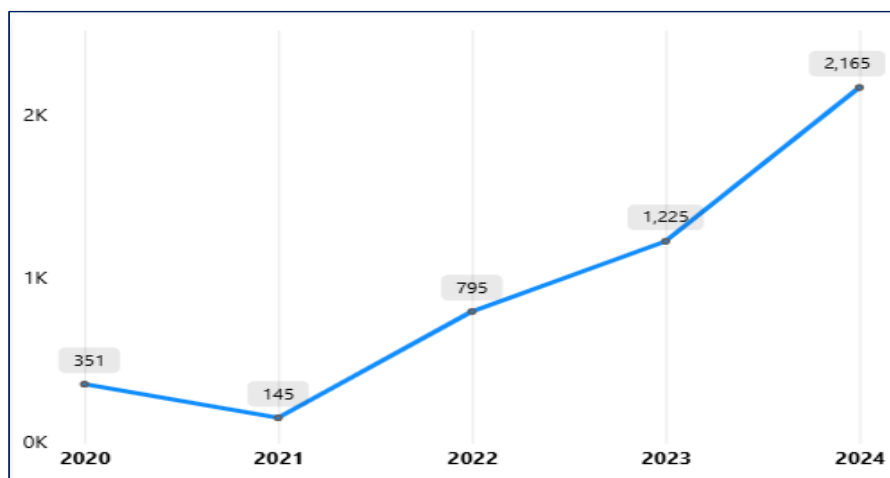
Overall, the data shows a rising trend in refugee returns, with 2024 marking a significant increase compared to earlier years, suggesting improved conditions or stronger drivers encouraging Somali nationals to return home.

Table 4.1: Refugee Returnees by Age and Sex (2020–2024)

Age group	2020			2021			2022			2023			2024		
	Male	Female	Total	Male	Female	Total	Male	Female	Total	Male	Female	Total	Male	Female	Total
0-4	30	16	46	8	8	16	48	32	80	94	68	162	139	116	255
5-11	29	24	53	10	10	20	42	47	89	86	85	171	138	147	285
12-17	8	16	24	12	8	20	29	21	50	46	46	92	87	71	158
18-59	133	85	218	60	23	83	390	147	537	493	274	767	965	442	1,407
60+	4	6	10	4	2	6	19	20	39	23	10	33	35	25	60
Total	204	147	351	94	51	145	528	267	795	742	483	1,225	1,364	801	2,165

Source: NCRI

Figure 4.1: Total Number of Refugee Returnees to Somalia (2020–2024)



Source: NCRI

4.4 Refugee Returnees by Country of Return, 2020–2024

Between 2020 and 2024, most Somali refugee returnees came back from Yemen, which accounted for 3,793 people, or nearly two-thirds of all returns. The largest numbers from Yemen were seen in 2023 and 2024, with 1,125 and 1,935 returnees respectively. Kenya was the second main country of return, contributing 427 people, mostly in 2020–2022, while Libya followed closely with 389 returnees, showing notable peaks in 2022 (102) and 2024 (201).

Smaller numbers of returnees came from India (48), China (8), Pakistan (6), Malawi (4), and Mauritania (3), while only single cases were recorded from Nepal, Jordan, and Mozambique.

Overall, the data shows that the bulk of Somali refugee returns were concentrated in a few neighboring or regional countries, especially Yemen, while returns from other countries remained minimal.

Table 4.2: Refugee Returnees by Country of Return (2020–2024)

Country of return	2020	2021	2022	2023	2024	Total
Yemen	240	0	493	1,125	1,935	3,793
Kenya	105	127	195	0	0	427
Libya	0	8	102	78	201	389
India	3	10	4	14	17	48
China	0	0	0	3	5	8
Pakistan	3	0	0	0	3	6
Malawi	0	0	0	0	4	4
Mauritania	0	0	0	3	0	3
Nepal	0	0	0	1	0	1
Jordan	0	0	0	1	0	1
Mozambique	0	0	1	0	0	1

Source: NCRI

4.5 Migrant Returnees

Migrant returnees differ from refugee returnees in that they were not granted refugee status in the countries from which they returned, may have become stuck in transit countries, and that their migration was likely driven by economic factors, such as the search for employment or better living conditions, rather than by forced displacement or persecution.

This subsection presents data on migrant returnees to Somalia from 2020 to 2024, disaggregated by age group, sex, and country of return, highlighting key characteristics and patterns.

4.6 Migrant Returns to Somalia, 2020–2024

Between 2020 and 2024, the number of Somali migrant returnees fluctuated sharply. In 2020, there were 1,287 returnees, followed by a slight decline to 1,127 in 2021. The number then rose sharply in 2022, reaching 3,616 returnees, the highest over the five years. However, returns dropped significantly afterward, with 1,901 in 2023 and 1,690 in 2024.

Across all years, the 18–59 age group dominated, making up the majority of returnees. For example, in 2022 alone, over 3,000 working-age migrants returned, compared to much smaller numbers of children and older people. Children (0–17 years) consistently formed a smaller but visible share, while those aged 60+ were very few each year.



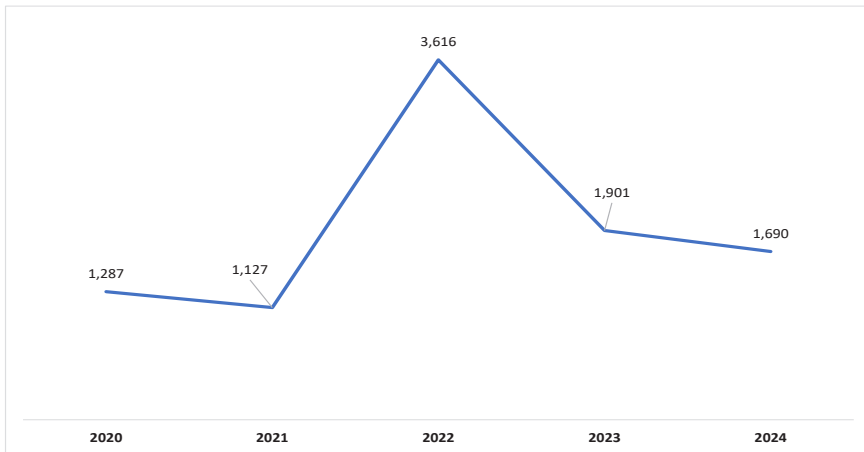
Males consistently outnumbered females across all years and age groups, reflecting the fact that most returnees were men of working age. Overall, the data shows that migrant returns peaked in 2022 but then declined, while the structure remained heavily concentrated in the adult male population.

Table 4.3: Migrant Returnees by Age and Sex (2020–2024)

Age group	2020			2021			2022			2023			2024		
	Male	Female	Total	Male	Female	Total	Male	Female	Total	Male	Female	Total	Male	Female	Total
0-4	45	39	84	67	61	128	151	95	246	19	18	37	16	18	34
5-11	36	26	62	43	41	84	30	20	50	51	38	89	26	23	49
12-17	25	18	43	26	20	46	126	88	214	39	56	95	50	23	73
18-59	840	235	1,075	503	323	826	1,980	1,030	3,010	1,178	469	1,647	1,176	329	1,505
60+	16	7	23	29	14	43	50	46	96	24	9	33	20	9	29
Total	962	325	1,287	668	459	1,127	2,337	1,279	3,616	1,311	590	1,901	1,288	402	1,690

Source: Office of the Special Presidential Envoy for Migration, Returns and Children's Rights

Figure 4.2: Total Number of Migrant Returnees to Somalia (2020–2024)



Source: Office of the Special Presidential Envoy for Migration, Returns and Children's Rights

4.7 Migrant Returnees by Country of Return, 2020–2024

Between 2020 and 2024, most Somali migrant returnees came back from Saudi Arabia, which accounted for 4,708 people, followed by Yemen with 2,752 and Libya with 906. These three countries together made up the majority of all migrant returns. Ethiopia (390) and Sudan (239) were also notable sources, though much smaller compared to the top three (Figure)

Returns from European and nearby countries were limited, with Germany (88), Algeria (80), Egypt (70), Belgium (42), Türkiye (42), and Switzerland (34) recording

small but visible figures. Returns from other parts of the world, including Indonesia (33), Malaysia (10), China (4), and the Russian Federation (1), were minimal.

The overall pattern shows that most Somali migrant returnees came back from Middle Eastern and North African countries, especially Saudi Arabia, Yemen, and Libya, reflecting both destination and transit countries. Returns from other regions were scattered and small in number.

Table 4.4: Total Number of Migrant Returnees by Country of Return, (2020–2024)

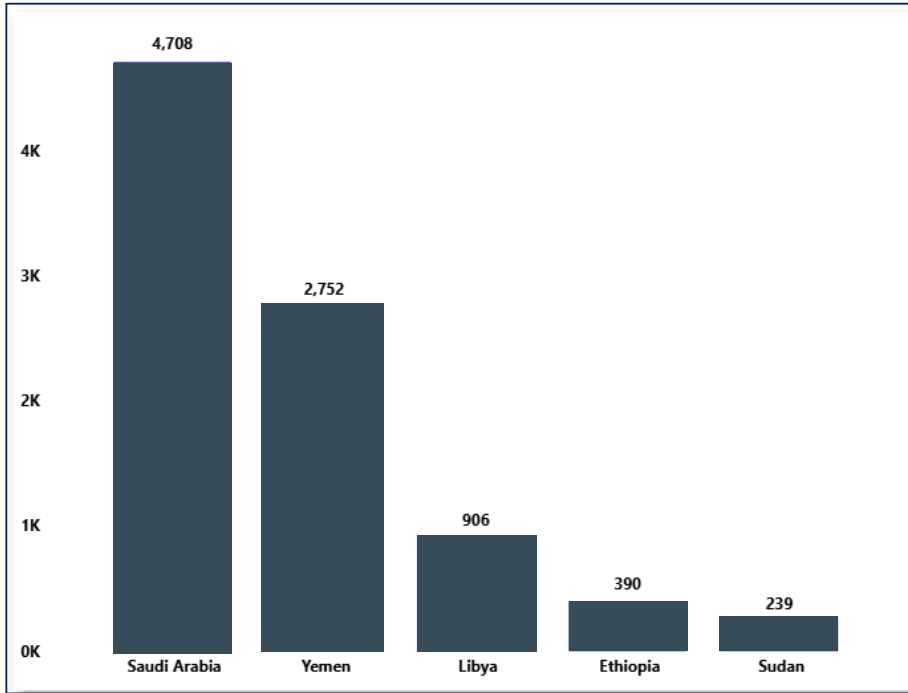
S/N	Country of return	Number of Returns	S/N	Country of return	Number of Returns
1	Saudi Arabia	4,708	24	Djibouti	10
2	Yemen	2,752	25	Malta	8
3	Libya	906	26	China	4
4	Ethiopia	390	27	Georgia	4
5	Sudan	239	28	India	4
6	Germany	88	29	Maldives	3
7	Algeria	80	30	Niger	3
8	Egypt	70	31	Belarus	3
9	Belgium	42	32	Italy	2
10	Republic Of Türkiye	42	33	Bangladesh	2
11	Switzerland	34	34	Norway	2
12	Indonesia	33	35	Benin	1
13	Netherlands	27	36	Bosnia and Herzegovina	1
14	Greece	24	37	Iceland	1
15	Finland	21	38	Iraq	1
16	Tanzania	17	39	Kosovo	1
17	Austria	16	40	Lithuania	1
18	Thailand	14	41	Luxembourg	1
19	Tunisia	14	42	Mali	1
20	Cyprus	14	43	Morocco	1
21	Iran	14	44	Portugal	1
22	Malaysia	10	45	Russian Federation	1
23	Pakistan	10			

S/N = Serial Number

Source: Office of the Special Presidential Envoy for Migration, Returns and Children's Rights



Figure 4.3: Total Number of Migrant Returnees by Top Five Country of Return, (2020–2024)



Source: Office of the Special Presidential Envoy for Migration, Returns and Children's Rights



CHAPTER 5

INTERNALLY DISPLACED PERSONS (IDPs)



5.0 Internally Displaced Persons (IDPs)

5.1 Introduction

Internally displaced persons (IDPs) are individuals or groups who have been forced to flee their homes or places of habitual residence as a result of armed conflict, violence, human-rights violations, natural or human-made disasters, but have not crossed an internationally recognized state border (UNHCR). Displacement is usually caused by armed conflict, violence, human rights violations, natural disasters, or other crises that threaten life and security.

In Somalia, internal displacement remains one of the country's most persistent humanitarian and development challenges. Recurrent droughts, floods, insecurity, and conflict continue to drive population movements, particularly from rural to urban areas, as people seek safety, livelihood opportunities, and access to essential services. Many IDPs live in informal settlements under difficult conditions, facing inadequate shelter, limited access to water, sanitation, health care, and education.

This chapter presents data on the stock of IDPs in Somalia in 2024, disaggregated by sex, age group, and region. It also examines trends in internal displacement from 2020 to 2024, highlighting the persistence and scale of displacement in the country. It is important to note that the data presented are derived from administrative sources primarily collected for operational purposes rather than for the production of official statistics. To address these limitations, SNBS plans to conduct a national IDP census to enumerate internally displaced persons across the country and produce official, comprehensive, and standardized IDP statistics.

In relation to GCM, internal displacement data contributes to understanding the drivers of mobility outlined in Objective 2 and supports analysis of displacement linked to environmental and disaster-related factors, in line with the Migration Governance Indicators (MGI) on national disaster risk reduction frameworks (Annex).

5.2 Stock of IDPs in Somalia by Age Group and Sex, 2024

In 2024, Somalia had a total of 3,427,500 internally displaced persons (IDPs), with 1,541,925 males and 1,885,575 females. The largest share was adults aged 18–59 years, making up 1,839,000 people or 54 percent of all IDPs. Children under 18 were also a significant group, totaling 1,519,500 people or 44 percent, split across ages 0–4, 5–11, and 12–17. Older persons aged 60 and above were very few at 69,000 people (2%).

Across all age groups, females outnumbered males, especially among children and working-age adults. This shows that the IDP population in Somalia is dominated by women and children.

Table 5.1: IDP Population by Age Group and Sex (2024)

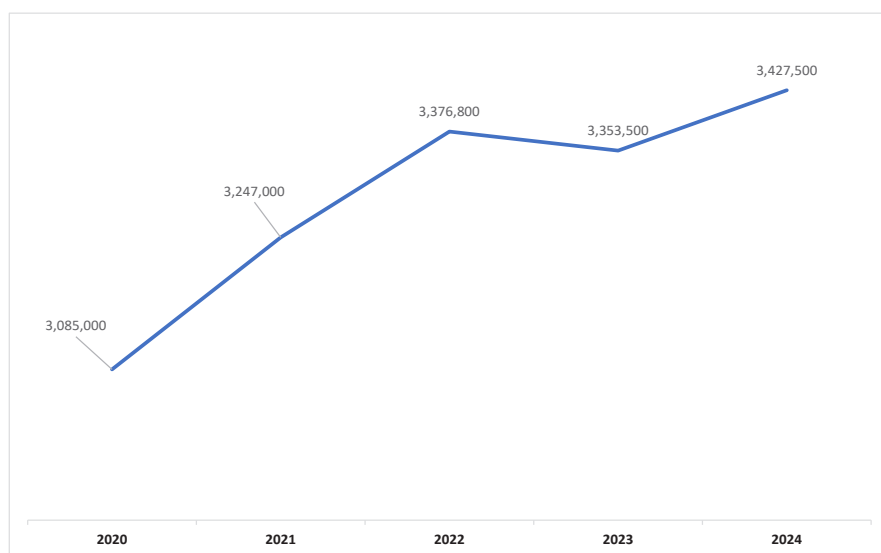
Age group	Male	Female	Total
0-4	233,625	285,875	519,500
5-11	279,300	341,700	621,000
12-17	170,550	208,450	379,000
18-59	827,400	1,011,600	1,839,000
60+	31,050	37,950	69,000
Total	1,541,925	1,885,575	3,427,500

Source: NCRI

5.3 Stock of IDPs in Somalia, 2020–2024

Between 2020 and 2024, the number of internally displaced persons (IDPs) in Somalia showed a steady increase overall. The population rose from 3.09 million in 2020 to 3.43 million in 2024, an increase of about 342,500 people (11% growth) over five years. The largest annual increase occurred between 2020 and 2022, while 2023 saw a slight dip compared to the previous year. However, the upward trend resumed in 2024, reaching the highest level in the five-year period.

Figure 5.1: Total Number of Internally Displaced Persons (IDPs) in Somalia (2020–2024)



Source: NCRI



5.4 Stock of IDPs in Somalia by Region, 2024

In 2024, the total number of internally displaced persons (IDPs) in Somalia was 3.43 million, with the largest concentration in Banadir region (1.11 million, 32 percent of all IDPs). Bay region also hosted a substantial displaced population with 509,000 IDPs, followed by Gedo (214,500) and Lower Juba (193,500).

Several regions recorded medium-level IDP populations, such as Galgaduud (159,500), Bakool (140,000), Bari (134,000), and Lower Shabelle (133,500). The smallest numbers were observed in northern regions like Nugaal (58,000), Sool (60,000), Sanaag (66,000), and Togdheer (70,000).

The distribution shows that displacement is heavily concentrated in Banadir and Bay, with the rest of the regions hosting much smaller shares of IDPs.

Table 5.2: IDP Population by Region (2024)

Region	Number of IDPs
Banadir	1,111,500
Bay	509,000
Gedo	214,500
Lower Juba	193,500
Galgaduud	159,500
Bakool	140,000
Woqooyi Galbeed	139,000
Bari	134,000
Lower Shabelle	133,500
Mudug	115,500
Awdal	113,000
Hiraan	111,500
Middle Shabelle	99,000
Togdheer	70,000
Sanaag	66,000
Sool	60,000
Nugaal	58,000
Total	3,427,500

Source: NCRI



CHAPTER 6

INTERNATIONAL LABOR MIGRANTS



6.0 International Labor Migrants

6.1 Introduction

International labor migration refers to the movement of people from one country to another to work for pay or employment, usually under an agreement or work permit issued by the host country (ILO, 1949). Labor migrants contribute significantly to both their countries of origin and destination through their skills, labor, and the remittances they send home. Understanding their movement and characteristics is essential for designing policies that promote decent work, protect migrant workers' rights, and ensure safe and orderly labor mobility.

In Somalia, international labor migration continues to play an important role in the country's economic and social development. A growing number of foreign workers are employed across key sectors such as construction, hospitality, education, and services, mainly in urban centers. The Ministry of Labor and Social Affairs (MoLSA) oversees the registration and issuance of work permits, which provide useful administrative data.

This chapter presents data on registered international labor migrants in Somalia for 2024, disaggregated by sex and type of work permit - new or renewal, and compares the total number of migrant workers between 2023 and 2024 to show changes in labor-migration trends. While the available data provides valuable insights, some information remains incomplete due to capacity limitations and reporting gaps. Strengthening data systems and coordination among institutions will be essential to improve the accuracy and coverage of labor-migration statistics in future editions of this report.

In the context of the GCM, this analysis relates to Objective 6 on fair and ethical recruitment – which calls for strengthened regulation of labor mobility, improved oversight of recruitment processes, and enhanced protection of migrant workers – and Objective 18 on skills development, which emphasizes the importance of matching labor-market needs with migrant workers' skills and fostering mutually beneficial labor mobility (Annex).

6.2 International Labor Migrants Registered in Somalia (2024)

In 2024, a total of 4,534 labor migrants were registered in Somalia. Out of these, 2,425 were new registrations (2,207 men and 218 women), while 2,109 were renewals (1,935 men and 174 women).

The highest number of registrations was in August (628 workers), followed by July (477) and June (417). The lowest was in January (239). (Figure 1)

Men made up the vast majority of both new and renewal registrations, while women represented a much smaller share throughout the year. (Figure 2)

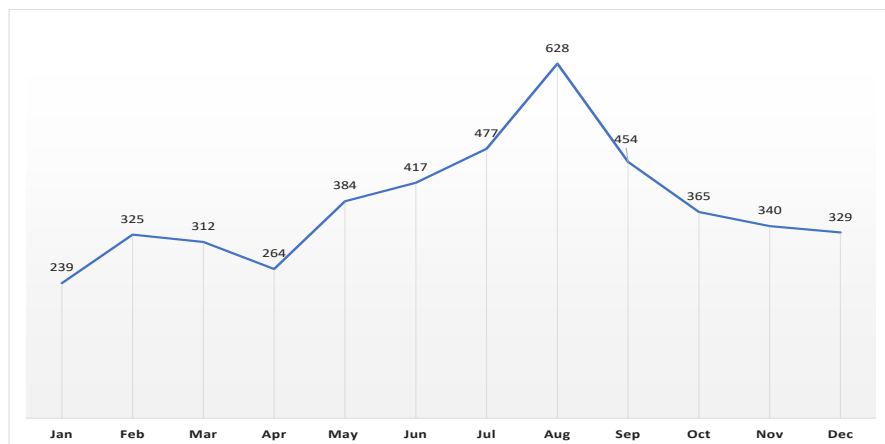
Overall, the data shows steady monthly registrations with noticeable peaks mid-year, and most labor migrants entered Somalia on new work permits, while a significant share maintained their jobs through renewals.

Table 6.1: Number of migrant workers registered per Month, (2024)

Month	New		Renewal		Total
	Male	Female	Male	Female	
January	168	25	31	15	239
February	198	22	105	0	325
March	216	18	67	11	312
April	167	7	77	13	264
May	172	12	186	14	384
June	197	11	196	13	417
July	205	27	229	16	477
August	343	20	251	14	628
September	154	30	244	26	454
October	155	22	168	20	365
November	122	17	182	19	340
December	110	7	199	13	329
Grand Total	2,207	218	1,935	174	4,534

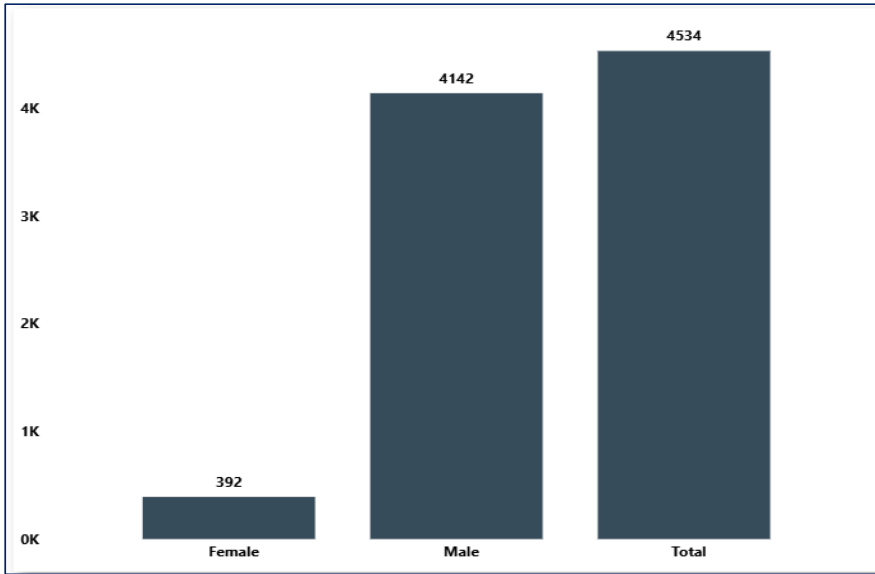
Source: MoLSA

Figure 6.1: Total Number of Migrant Workers Registered Per Month (2024)



Source: MoLSA

Figure 6.2: Number of Migrant Workers by Sex (2024)

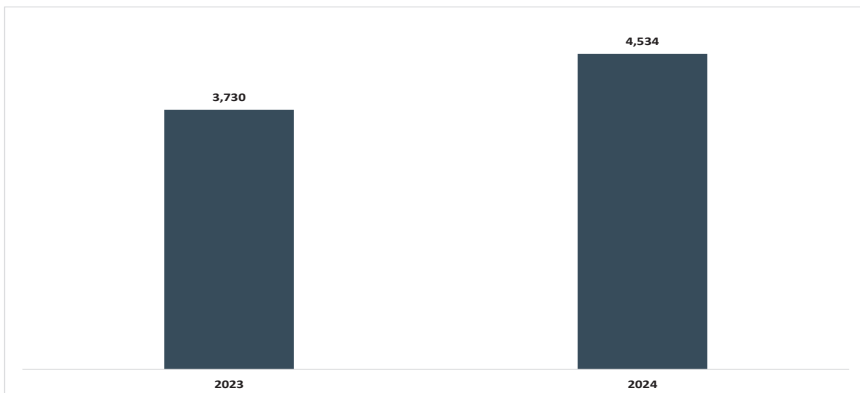


Source: MoLSA

6.3 Number of Migrant Workers in Somalia (2023–2024)

The number of registered migrant workers increased from 3,730 in 2023 to 4,534 in 2024. This shows a growth of about 804 workers, or nearly 22 percent. The rise highlights a steady increase in labor migration into Somalia.

Figure 6.3: Number of Migrant Workers in Somalia (2023–2024)



Source: MoLSA



CHAPTER 7

CROSS-BORDER MOBILITY



7.0 Cross-Border Mobility

7.1 Introduction

Cross-border mobility refers to the movement of persons across international boundaries for various purposes, including work, trade, education, family visits, and humanitarian reasons (IOM, 2019)³ Monitoring these movements is essential for understanding migration dynamics, improving border management, and supporting policies that promote safe and orderly mobility. Reliable border data also provide important insights into economic activity, regional connectivity, and population movement patterns.

In Somalia, border management operates through multiple official entry and exit points, including airports, seaports, and land crossings. Administrative records from these border points capture the number of international arrivals and departures, helping to track trends and identify shifts in travel behavior over time. Such information supports national planning and coordination among institutions responsible for migration, security, and transportation.

This chapter presents data on international arrivals and departures in Somalia between 2020 and 2024, disaggregated by border type – air, sea, and land. While significant data gaps remain due to limitations in data collection systems and institutional capacity, the available figures are presented to reflect the current situation and to highlight areas for improvement. These gaps arise both from cross-border movements occurring through unmonitored or informal border crossings and from incomplete data capture at some official border points, including system malfunctions and inconsistent reporting, particularly at border points managed at the Federal Member State level. Strengthening data systems and institutional coordination will be a key focus for future editions to enhance the completeness and reliability of border mobility statistics.

In the context of the GCM, cross-border mobility data contributes to Objective 1 on strengthening the collection and use of accurate, disaggregated migration statistics, and to Objective 11, which calls for integrated and coordinated approaches to border management to ensure safe and orderly movement across international boundaries (Annex).

7.2 International Arrivals in Somalia (2020–2024)

Most people arrived through airports, starting with about 133,000 in 2020 and rising to almost 292,000 in 2024. The very low number in 2022 reflects missing data rather than an actual decline in travel.

³ https://publications.iom.int/system/files/pdf/iml25_1.pdf

Sea arrivals were always small, from around 17,000 in 2020 to about 4,400 in 2024, with some years missing. Land arrivals went up and down, reaching about 64,000 in 2022 but much lower in other years.

Overall arrivals looked lowest in 2022 because of data gaps, then quickly recovered to more than 292,000 in 2023 and stayed high in 2024. Airports remain the main entry point into Somalia.

Table 7.1: International Arrivals by border type (2020 – 2024)

Border type	2020	2021	2022	2023	2024
Airport	132,787	148,115	26,672	276,601	291,648
Sea	16,771	-	222	3,406	4,430
Land	26,418	18,522	63,820	12,231	-
Total	175,976	166,637	90,714	292,238	296,078

Source: ICA

7.3 International Departures from Somalia (2020–2024)

Airports were the main exit point, with numbers rising from about 133,000 in 2020 to over 312,000 in 2024. The low number in 2022 (112,000) was linked to missing data, not an actual fall in departures.

Sea departures stayed small, from around 14,500 in 2020 to just over 4,300 in 2024, with gaps in some years. Land departures dropped sharply in 2022 (6,776) after higher levels earlier, then increased again in 2023 before data gaps reappeared in 2024.

Overall totals were lowest in 2022 because of data gaps but quickly rose again, reaching about 320,000 in 2023 and staying above 316,000 in 2024. Airports remain the main route for people leaving Somalia.

Table 7.2: International Departures by border type (2020 – 2024)

Border type	2020	2021	2022	2023	2024
Airport	133,183	171,454	112,332	302,041	312,530
Sea	14,475	-	222	2,052	4,360
Land	22,692	15,954	6,776	16,359	-
Total	170,350	187,408	119,330	320,452	316,890

Source: ICA



CHAPTER 8

REMITTANCES

8.0 Remittances

8.1 Introduction

Remittances refer to the movement of funds from a migrant's country of work back to their home country, representing one of the most direct and stable financial links between migration and development (World Bank, 2023). These transfers are not only a vital source of income for millions of families worldwide but also an important component of many developing economies, helping to reduce poverty, improve access to education and health care, and strengthen household resilience.

In Somalia, remittances play an exceptionally significant role. A large portion of Somali households depend on money sent by relatives abroad to meet daily expenses such as food, housing, health care, and education. Beyond supporting families, these inflows have broader economic importance - they sustain consumer demand, provide a steady source of foreign exchange, and contribute to economic stability in the absence of strong formal financial systems. The Somali diaspora, spread across the Middle East, Europe, and North America, remains a key economic pillar for the country, reflecting both the strength of social networks and the scale of migration-driven financial ties.

This chapter presents the trend of remittance inflows to Somalia from 2020 to 2024, analyzing year-to-year changes in total remittances and their share in national Gross Domestic Product (GDP). The analysis uses available administrative financial data to illustrate how remittances continue to underpin both household livelihoods and the broader Somali economy.

In the context of the GCM, the analysis of remittance inflows relates to Objective 19, which highlights the contribution of migrants and diasporas to sustainable development, and Objective 20, which calls for promoting faster, safer and more affordable remittance transfers as a means to strengthen financial inclusion and economic resilience (Annex).

8.2 Remittances from Somali Nationals Abroad, 2020–2024

Table 1.1 shows that remittance inflows from Somali nationals abroad grew steadily between 2020 and 2024, rising from \$1.64 billion in 2020 to \$2.72 billion in 2024, a 66 percent increase. The growth remained relatively stable between 2021 and 2023 before another sharp rise in 2024, reaching the highest level of the period. Overall, the data shows that remittances remain a steadily increasing and vital source of financial support for Somalia, with strong contributions from the Somali diaspora abroad.



Table 8.1: Annual Remittances from Nationals Abroad (in million USD)

Years	Remittances
2020	1,642.00
2021	2,101.81
2022	2,150.85
2023	2,181.29
2024	2,720.01

Source: CBS

8.3 Remittances as a Share of Somalia's GDP, 2020–2024

Between 2020 and 2024, remittances consistently made up a large share of Somalia's GDP, averaging about 21 percent across the period. The contribution was lowest in 2020 (19.0%) and 2023 (19.9%) but peaked in 2024 at 22.7 percent, the highest level in five years.

The fluctuations show that while remittances are always significant, their relative weight in the economy changes slightly year to year depending on overall GDP growth and the flow of funds from abroad. By staying above one-fifth of national GDP throughout the period underscores the critical role of remittances in sustaining Somalia's economy and household livelihoods.

Table 8.2: Remittances as a Percentage of Somalia's GDP (2020–2024)

Years	Remittances
2020	19.0%
2021	22.2%
2022	21.1%
2023	19.9%
2024	22.7%

Source: CBS

A blue notebook with the word "CONCLUSION" written in white capital letters on its cover. The notebook is open, showing lined pages, and a silver and black pen lies on the right page. The notebook is placed on a dark, textured surface, possibly a table. In the background, a cityscape and a body of water are visible under a clear sky.

CONCLUSION

CHAPTER 9

Conclusions & Recommendations



9.0 Conclusions and Recommendations

9.1 Conclusions

The Migration Statistics Report 2025 highlights the diverse and evolving nature of migration in Somalia. The findings demonstrate that migration remains a defining feature of the country's demographic and socio-economic landscape, shaped by complex interactions between humanitarian, economic, and environmental factors.

Across all domains – refugees, asylum seekers, returnees, internally displaced persons (IDPs), international labor migrants, cross-border mobility, and remittances – the data show persistent mobility within and beyond Somalia's borders. Refugee and asylum-seeking populations have steadily increased, reflecting ongoing regional instability and limited access to durable solutions. At the same time, return movements, particularly from Yemen, Kenya, and Saudi Arabia, point to gradual progress in voluntary repatriation and reintegration, despite remaining challenges in livelihoods and basic services.

Internal displacement continues to affect millions, primarily driven by recurrent droughts, floods, and conflict, making IDPs one of the largest and most vulnerable population groups in Somalia. Labor migration and remittances, on the other hand, illustrate the economic dimension of migration, with a growing number of foreign workers contributing to domestic sectors, and remittances from the diaspora remaining a critical source of income and foreign exchange for Somali households.

While these findings demonstrate progress in data availability and institutional coordination, gaps remain in data quality, coverage, and disaggregation. Limited digital systems, inconsistent reporting, and parallel data collection efforts by partners continue to affect the comprehensiveness of migration statistics. Strengthening institutional capacity, improving data-sharing mechanisms, and enhancing coordination across government and international actors are essential to build a robust and sustainable migration data system.

9.2 Recommendations

Based on the analysis and identified data gaps, the following recommendations are proposed to enhance migration and displacement data and policy development in Somalia:

A) Improving Data Collection Systems

- » Expand collaboration within the Technical Working Group (TWG) on Migration and Displacement Data to ensure consistent data standards, definitions, and periodic reporting.
- » Review and update the existing data-sharing protocols endorsed by TWG on Migration and Displacement Data in 2023 to ensure their continued relevance, alignment with institutional developments, and effective implementation across MDAs and partners.

B. Enhancing Data Systems and Quality

- » Support the digitalization of administrative data systems within MDAs responsible for migration, labor, displacement, and border management.
- » Develop a unified national migration database to integrate data from multiple institutions under SNBS coordination.

C. Expanding Data Coverage and Disaggregation

- » Strengthen regional coverage of administrative data, particularly from border posts, displacement sites, and labor offices in federal member states.
- » Enhance disaggregation of migration data by sex, age, geographic location, and migration status to better inform inclusive policies.
- » Integrate migration-related modules into national surveys and censuses to complement administrative data.



D. Building Capacity and Technical Skills

- » Promote knowledge exchange with regional bodies and international partners, including IGAD, EAC, IOM, UNHCR, and ILO, on migration data methodologies and standards.
- » Institutionalize regular capacity-building programs through the SNBS Statistical Training Centre to sustain national expertise in migration statistics.

E. Improving Use of Migration Data for Policy and Planning

- » Strengthen the link between migration data and policy formulation, ensuring findings inform national development frameworks, social protection strategies, and disaster response planning.
- » Support the development of a National Migration Data Strategy aligned with the Global Compact for Migration (GCM) and the Sustainable Development Goals (SDGs).
- » Promote the publication and dissemination of migration statistics through regular bulletins, dashboards, and policy briefs to increase transparency and accessibility.

9.3 Way Forward

The *Migration Statistics Report 2025* marks continued progress in consolidating migration data from across Somalia's institutions. Building on this momentum, future efforts should prioritize the development of a centralized migration data hub, supported by digital systems and real-time reporting from MDAs. Regular inter-agency reviews, improved coordination with humanitarian and development partners, and sustained investment in national statistical capacity will be key to ensuring that migration statistics remain reliable, relevant, and responsive to Somalia's evolving needs.

References

United Nations High Commissioner for Refugees (UNHCR). (n.d.). The 1951 Refugee Convention. Geneva: UNHCR.

Available at: <https://www.unhcr.org/about-unhcr/overview/1951-refugee-convention>

United Nations High Commissioner for Refugees (UNHCR). (n.d.). Asylum Seekers. Geneva: UNHCR.

Available at: <https://www.unhcr.org/about-unhcr/who-we-protect/asylum-seekers>

United Nations High Commissioner for Refugees (UNHCR). (n.d.). Voluntary Repatriation. Geneva: UNHCR.

Available at: <https://www.refworld.org/policy/opguidance/unhcr/1996/en/19472>

United Nations High Commissioner for Refugees (UNHCR). (n.d.). IDP Definition. Geneva: UNHCR.

Available at: <https://emergency.unhcr.org/protection/legal-framework/idp-definition>

International Labor Organization (ILO). (1949). Migration for Employment Convention (Revised), No. 97. Geneva: ILO.

Available at: https://www.ilo.org/dyn/normlex/en/f?p=NORMLEXPUB:55:0::NO::P55_TYPE,P55_LANG,P55_DOCUMENT,P55_NODE:CON,en,C097,/Document

International Organization for Migration (IOM). (2019). Glossary on Migration, International Migration Law Series No. 34. Geneva: IOM.

Available at: https://publications.iom.int/system/files/pdf/iml25_1.pdf

World Bank. (2023). **Remittances:** Definition and Overview. Washington, D.C.: The World Bank.

Available at: <https://www.worldbank.org/en/topic/migration/brief/remittances-knomad>



Annex

Mapping of Report Chapters to GCM Objectives and Indicators

This annex presents the alignment between the Migration Statistics Report 2025 and the Global Compact for Safe, Orderly and Regular Migration (GCM) objectives and indicators. It highlights how each chapter of the report contributes to key GCM priorities, linking Somalia’s administrative migration data to international monitoring frameworks, including the Sustainable Development Goals (SDGs) and the MGI.

Report Chapter	GCM Objective(s)	Relevant Indicator(s)	Description / Linkage to Somalia Data
Chapter 1 Introduction	Objective 1: Collect and utilize accurate and disaggregated data	MGI Indicator – Existence of a national migration statistics system	Establishes the framework and coordination mechanisms for migration data collection.
Chapter 2 Refugees	Objective 7: Address and reduce vulnerabilities; Objective 21: Safe and dignified return and reintegration	SDG 16.a.1 – Protection frameworks; MGI Indicator – Existence of refugee registration systems	Provides data on refugee stocks by nationality, age, and sex to support protection and policy planning.
Chapter 3 Asylum Seekers	Objective 7: Address and reduce vulnerabilities	SDG 10.7.2 – Number of asylum seekers by sex and age	Highlights the status and demographic composition of asylum seekers present in Somalia.
Chapter 4 Returnees (Refugee and Migrant Returnees)	Objective 21: Cooperate on safe and dignified return and sustainable reintegration; Objective 23: Strengthen international cooperation	SDG 10.7.2 – Readmission agreements; MGI Indicator – Existence of reintegration support programmes	Tracks voluntary and assisted returns, country of return, and demographic breakdown of returnees.
Chapter 5 Internally Displaced Persons (IDPs)	Objective 2: Address drivers of migration and displacement; Objective 5: Enhance regular migration pathways	SDG 13.1.3 – Disaster-related displacement; MGI Indicator – National DRR frameworks including IDPs	Presents data on internal displacement driven by conflict, insecurity, and environmental shocks.
Chapter 6 International Labor Migrants	Objective 6: Facilitate fair and ethical recruitment and safeguard decent work; Objective 18: Invest in skills development	MGI Indicator – Work permit issuance systems; SDG 8.5.2 – Employment by sex and status	Shows numbers of new and renewed work permits issued to migrant workers in Somalia.
Chapter 7 International Mobility and Border Crossings	Objective 1: Collect and utilize data; Objective 11: Manage borders in an integrated, secure, and coordinated manner	SDG 9.1.2 – Transport and border infrastructure; MGI Indicator – Integrated border management system	Captures trends in international arrivals and departures through airports, seaports, and land borders.
Chapter 8 Remittances	Objective 19: Create conditions for migrants and diasporas to contribute to sustainable development; Objective 20: Promote faster, safer, and cheaper remittance transfers	SDG 17.3.2 – Volume of remittances; SDG 10.c.1 – Remittance transfer cost	Presents data on remittance inflows and their contribution to national GDP.
Chapter 9 Conclusion	Objective 23: Strengthen international cooperation and global partnerships	MGI Indicator – Existence of a national coordination mechanism on migration (NCM)	Summarizes findings and highlights institutional coordination and policy recommendations.





FEDERAL REPUBLIC OF SOMALIA
SOMALIA NATIONAL BUREAU OF STATISTICS

MIGRATION STATISTICS REPORT
SECOND EDITION – 2025