



**SOMALI NATIONAL
BUREAU OF STATISTICS**
Federal Republic of Somalia

TUSAHA SICIRKA BADEECADAHA SOOMALIYA



FEBRAAYO 2025

Tusaha Sicirka Badeecadaha, Soomaaliya

Hordhac

Tusaha Sicirka Badeecadaha (TSB) waa tilmaame dhaqaale oo muhiim ah oo hal beeg u ah isbeddelka guud ee isugeynta boqoleyda ee sicirka tafaariiqda ee badeecadaha iyo adeegyada ay iibsadaan qoysaska Soomaaliyeed. Waxay u adeegtaa sida qiyaasta asaasiga ah ee sicir bararka, ayada oo awood u siineysa siyaasad-dejiyeyaasha, ganacsiyada, iyo cilmi-baarayaasha si ay u qiimeeyaan isbeddellada ascaarta si ay u sameeyaan go'aamo dhaqaale oo maan-gal ah. Tan iyo Janaayo 2025, TSB-da Soomaaliya waxaa la sii daayay iyadoo la tixgelinayo hal beeg cusub oo laga soo qaatay Sahan Kharashaadka Qoysaska Soomaaliya ee 2022 (SIHBS), iyadoo lagu lifaaqaayo qaybinta cusub ee kharashka qoysaska (COICOP 2018), kana turjumeysa dhammaan Doladaha Xubnaha ka ah Dowlada Federaalka ah ee Soomaaliya. Fiiro gaar ah oo ku saabsan habraaca ayaa lagu soo bandhigi doonaa Bogga Internet-ka ee SNBS.

TSB (Tusaha Sicirka Badeecadaha) waxaa lagu qeexay sidan:

"Cabbirka celceliska Hal beega isbedelka qiimaha tafaariiqda ee ay macaamiishu ku bixiyeen agabka iyo adeegyada mudo go'an ka dib." meelaha ugu muhimsan ee TSB-da loo adeegsan karo waxaa ka mid ah:

- Cabirka Sicir-bararka: Sicir-bararka sannadlaha ah (YoY) wuxuu isbarbar dhigayaa qiimaha hadda ee sanadkan iyo isla qiimahaas sannadkii hore, isagoo u adeegaya sida agab loogu talagalay siyaasadda lacagta iyo maaliyadda.
- Go'aan-qaadasho Dhaqaale: Waxaa isticmaala hay'adaha dawladda, ganacsiyada, iyo hay'adaha caalamiga ah si ay u hagaajiyaan mushaharka, qandaraasyada, iyo ka faa'ideyga bulshada.
- Falanqeynta Dhaqaalaha Balaaran: Waxay taageertaa qiimeynta awoodda wax iibsiga, hagaajinta qiimaha kharashka-nololeed, iyo xasiloonaada dhaqaalaha.

Hab Ururinta Qiimaha:

- Si joogta ah: Waxa loo sameeyaa toddobaadka ugu horreeya iyo kan saddexaad ee bil kasta.
- Deeganada laga soo uruuriyo: Muqdisho (Caasimadda), Dhammaan Dawladaha Xubinta ka ah Dawladda Federaalka (FMS).
- Ashyaada Madeecadaha: 537 shey, oo laga soo xulay Sahankii 2022 SIHBS, oo lagu kala saaray nidaamka Kala-soocidda Qaybaha Icticmaalka Qofka (COICOP) 2018 oo ka kooban 13 qaybood.

Istaatistikada Muhiimka ah

Sannadle

Laba iyo tobankii bilood ee la soo dhaafay ilaa Febraayo 2025, TSB-da waxay sare u kacday 3.2%.

- Qiima Kororka ugu badnaa 12-kii bilood ee la soo dhaafay ayaa ka yimid Gaadiidka (+8.5%), Dharka iyo Kabaha (+7.7%), Madadaalada, Isboortiga iyo Dhaqanka (+6.6%), Makhaayadaha iyo Adeegyada Hoyga (+6.2%), Guryaha, Biyaha, Korontada, Gaaska iyo Shidaalka Kale (+4.5%)
- Waxaa habacsanan ku timid qeyb ahaan qiima koror qeybta Macluumaadka iyo Isgaarsiinta oo gaaray (-6.5%).
- Qiima koror xooggan ayaa laga diiwaan geliyay dhammaan dawlad-goboleedyada, Banaadir (+5.9%) iyo Hirshabelle, (+6.1%) Jubbaland (+9.1%) taas oo sigaar ah u sameysay saameyn xoogan.
- Habacsanan yar ayaa ka jirtay dhinaca Puntland (-0.3%), iyadoo hoos u dhac yar oo ah uu saamayn ku yeeshay isu geynta guud.

Bille

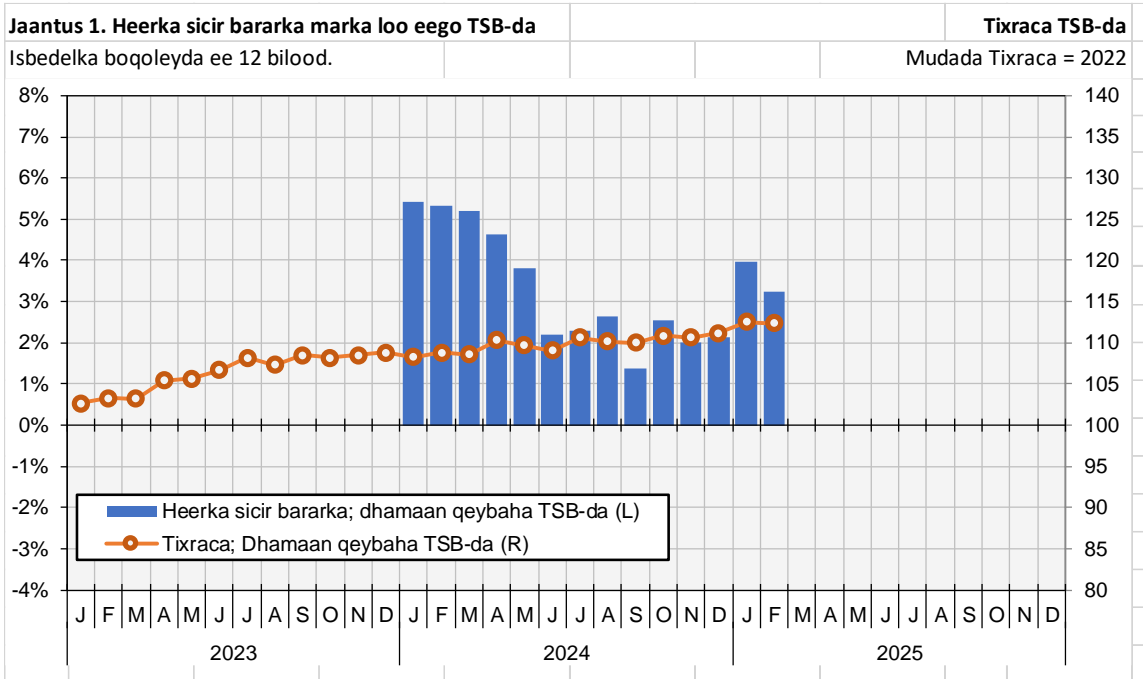
Tusaha Sicirka Badeecadaha (TSB) waxuu sare u kacday -0.2% bishan.

- Qiima kororka ugu weyn bishan waxuu ahaa Madadaalada, Isboortiga iyo Dhaqanka (+1.6%).
- Habacsanan yar ayaa ka jirtay dhinaca qiima kororka waxaa qeyb ka ahaa Gaadiidka (-3.1%).
- Sare u kaca ugu badan ayaa ka yimid Dowlad Goboleedyada Jubbaland (0.7%) sidoo kale habacsananta ayaa ka timid Galmudug (-3.2%).

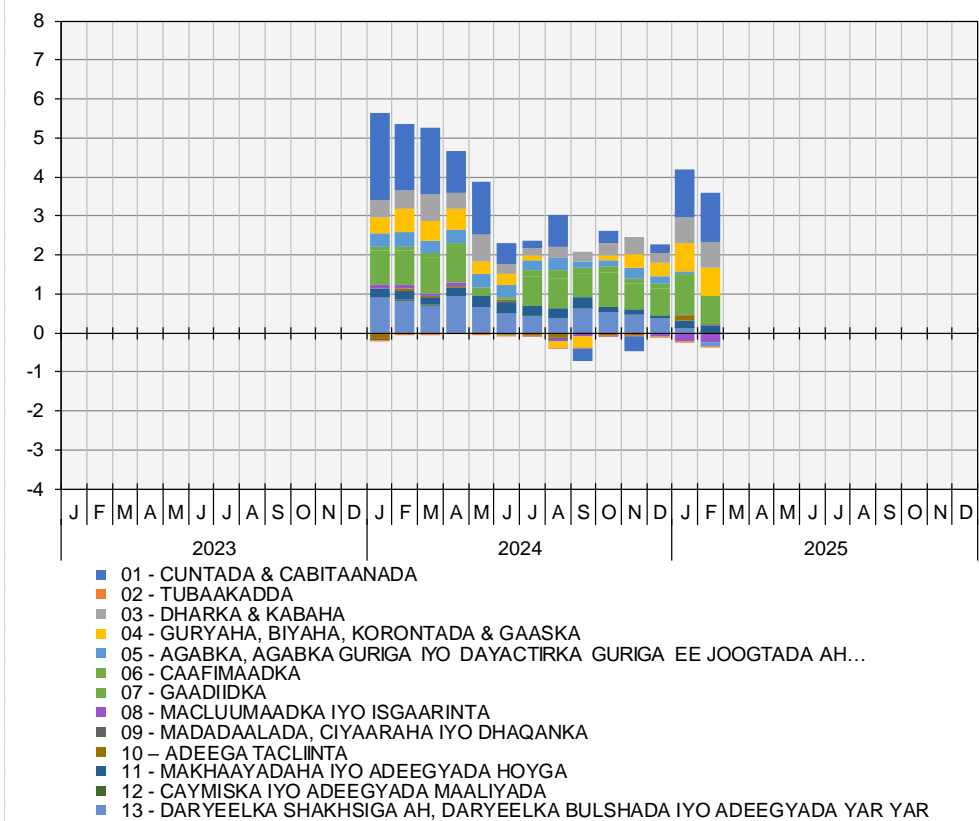
Shaxda 1. TSB, Dhaqdhaqaaqyada Sanadlaha ah ee Soomaaliyeed (%)

	Isbedelka Billaha ah (%)	Isbedelka Sanadlaha ah (%)
Feb-25	-0.2%	3.2%
Jan-25	1.3%	4.0%

warbixinta TSB-da ee Soomaaliyeed – Dhamaan qeybaha TSB-da



Jaantus 2. Qeybaha ka qeybqaato (%) Heerka sicir bararka (kabka qeybinta)



War bixin Kooban ee Dhaqdhaqaaqa Sannadlaha ah

Muddo 12 bilood ah ilaa Febraayo 2025, TSB-da ayaa sare u kacay 3.2%.

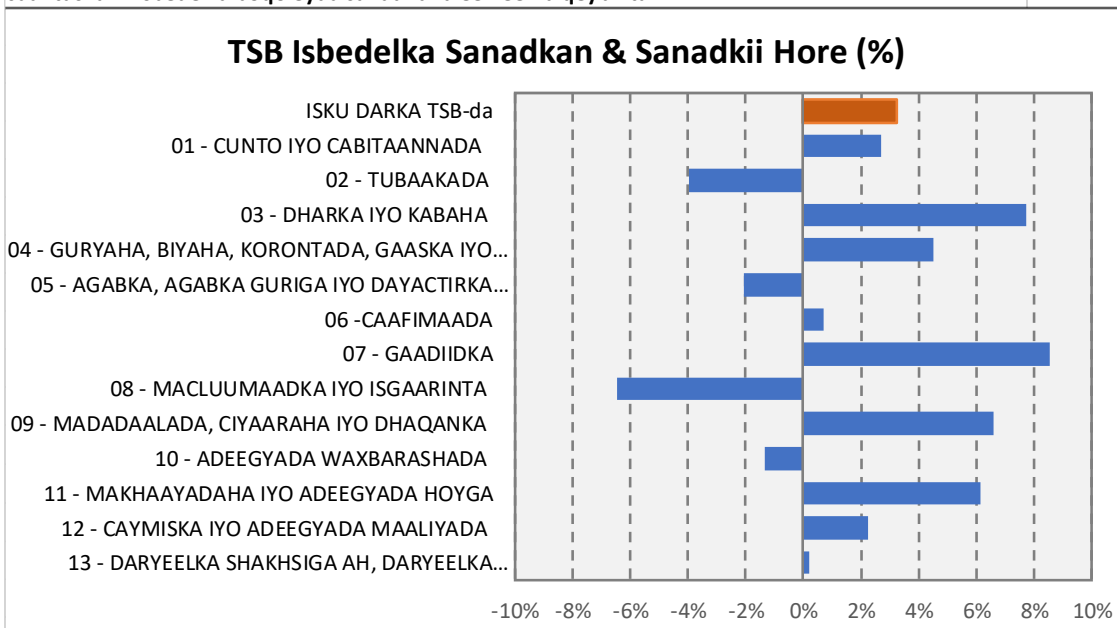
qiima kororka ugu badnaa ee 12 bilood ayaa laga dareemay:

- Dharka iyo Kabaha (+7.7%): sare u kacii ugu badnaa waxaa uu ka timid Dharka(+8.1%).
- Gaadiidka (+8.5%): qiima koror ugu weyn ayaa sameyey adeegga Rakaabka Gaadiidka (+10.0%).
- Madadaalada, Isboortiga iyo Dhaqanka (+6.6%): sare u kaca ugu badan ayaa ka timid Adeega dhaqanka (+16.6%).
- Guryaha, Biyaha, Korontada, Gaaska Iyo Shidaalka Kale (+4.5%): sare u kaca ugu badan ayaa ka timid Biyo Gelinta iyo Adeegyada yar yar ee la xiriira Guryaha (+11.3%).

Table 3. Division level annual percentage change (Isbedelka boqoleyda sanadlaha ee heerka qeybinta)

Qeybin	% - Isbedelka Sanadlaha ah	
	Jan-25	Feb-25
ISU GEYNATA TSB-da	4.0%	3.2%
01-CUNTO IYO CABITAANNADA	2.6%	2.7%
02 - TUBAAKADA	-1.8%	-4.0%
03 - DHARKA IYO KABAHA	8.0%	7.7%
04 - GURYAHA, BIYAHA, KORONTADA, GAASKA IYO SHIDAALKA KALE	4.5%	4.5%
05 - AGABKA, AGABKA GURIGA IYO DAYACTIRKA GURIGA EE JOOGTADA AH...	1.3%	-2.1%
06 – ADEEGA CAAFIMAADA	2.0%	0.7%
07 - GAADIIDKA	12.1%	8.5%
08 - MACLUUMAADKA IYO ISGAARINTA	-6.1%	-6.5%
09 - MADADAALADA, CIYAARAHA IYO DHAQANKA	4.9%	6.6%
10 - ADEEGYADA WAXBARASHADA	7.3%	-1.3%
11 - MAKHAAYADAHA IYO ADEEGYADA HOYGA	6.2%	6.2%
12 - CAYMISKA IYO ADEEGYADA MAALIYADA	2.0%	2.2%
13 - DARYEELKA SHAKHSIGA AH, DARYEELKA BULSHADA IYO ADEEGYADA YAR YAR...	2.4%	0.2%

Jaantuska 4. Isbedelka boqoleyda sanadnaha ee heerka qeybinta



Warbixin Kooban ee Dhaqdhaqaaqa Billaha ah

- TSB-da waxay bishan sare u kacay -0.2%.

Qiima kororka ugu badan ayaa ka yimid:

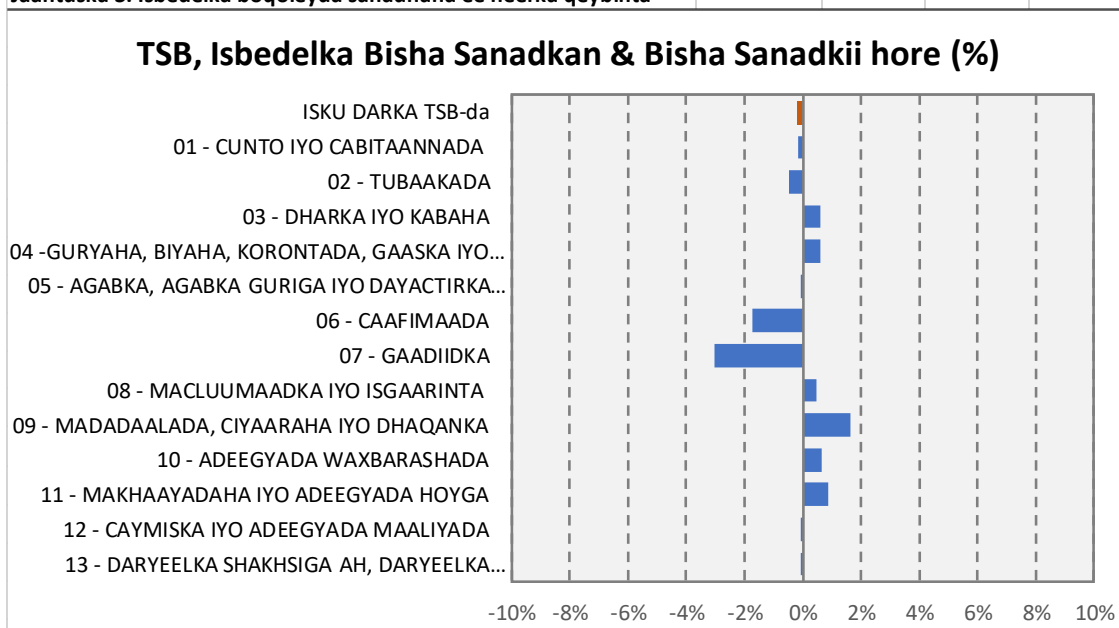
- Madadaalada, Isboortiga and Dhaqanka (+1.6%): qiima koror ugu weyn ayaa sameyey Agabka Madadaalada (+4.0%).

Qiima dhaca ugu badan ayaa ka yimid:

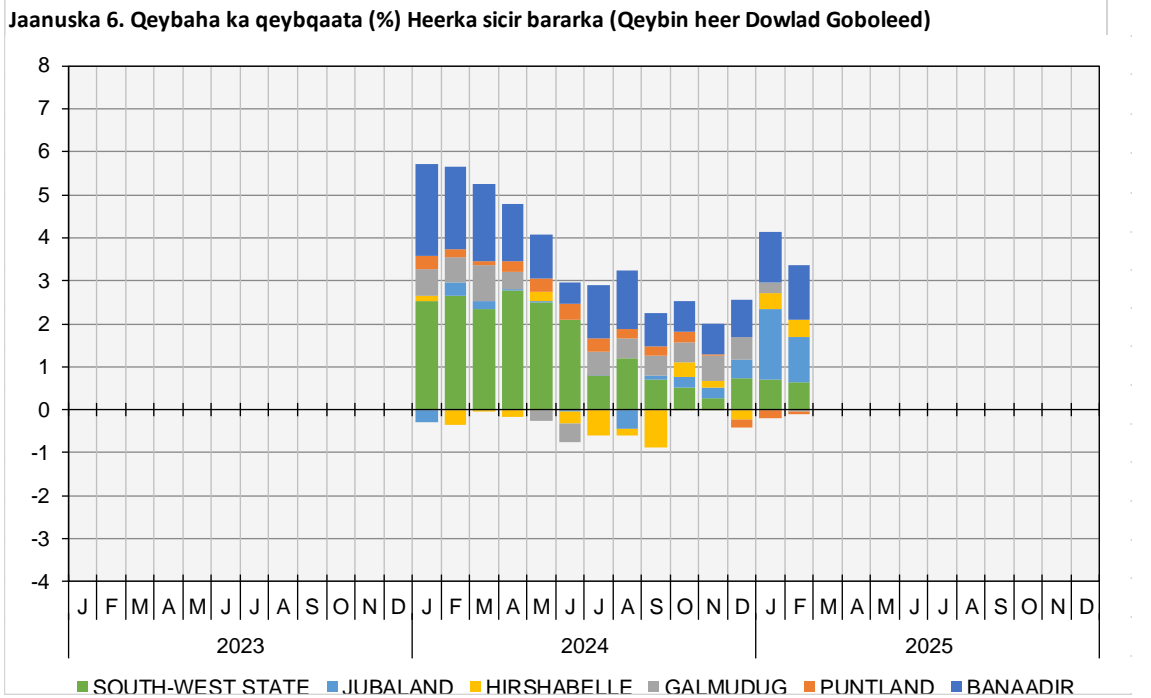
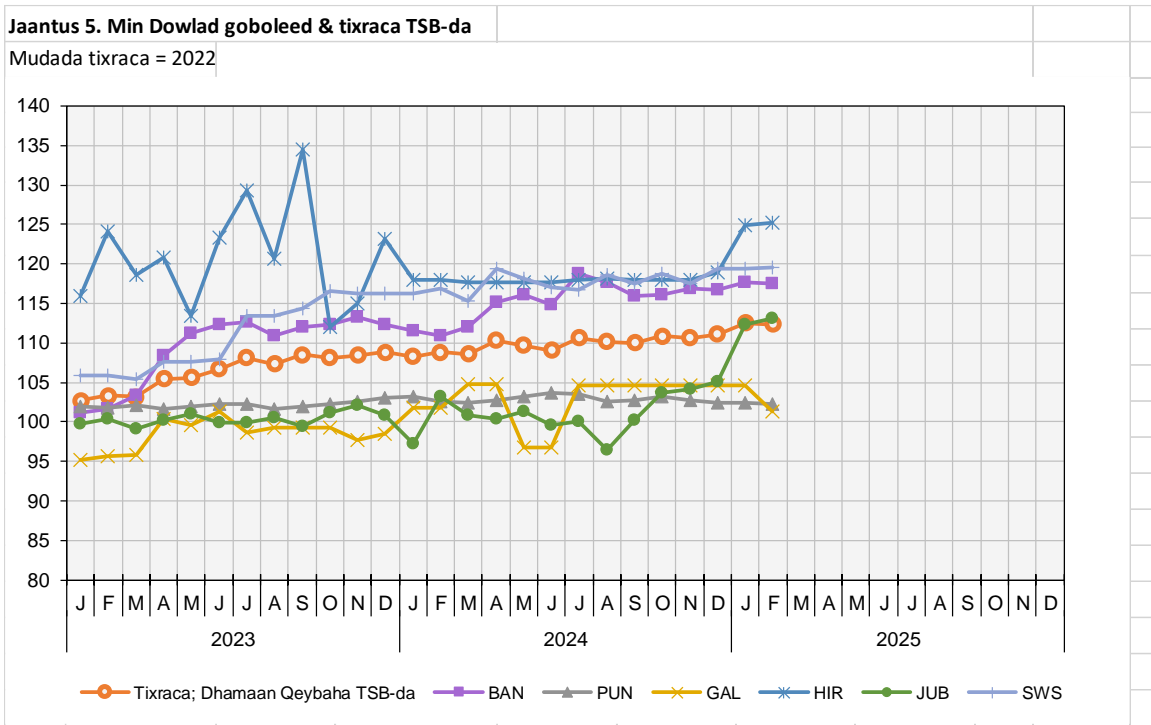
- Gaadiidka (-3.1%): Hoos u dhaca ugu badan ayaa ka timid Adeegga Rakaabka Gaadiidka (+3.49%).

Shaxda 2. Isbedelka boqoleyda Billaha ee heerka qeybinta

Qeybin	%Isbedelka Sanadlah ah	
	Jan-25	Feb-25
ISUGEYNTA TSB-da	1.3%	-0.2%
01-CUNTO IYO CABITAANNADA	1.1%	-0.2%
02 - TUBAAKADDA	-2.0%	-0.5%
03 - DHARKA IYO KABAHA	2.8%	0.6%
04 - GURYAHA, BIYAHA, KORONTADA, GAASKA IYO SHIDAALKA KALE	-0.6%	0.6%
05 - AGABKA, AGABKA GURIGA IYO DAYACTIRKA GURIGA EE JOOGTADA AH...	1.0%	-0.1%
06 -CAAFIMAADA	0.3%	-1.7%
07 - GAADIIDKA	3.0%	-3.1%
08 - MACLUUMAADKA IYO ISGAARINTA	-6.3%	0.5%
09 - MADADAALADA, CIYAARAHA IYO DHAQANKA	1.9%	1.6%
10 - ADEEGYADA WAXBARASHADA	1.1%	0.6%
11 - MAKHAAYADAHA IYO ADEEGYADA HOYGA	4.9%	0.9%
12 - CAYMISKA IYO ADEEGYADA MAALIYADA	0.7%	-0.1%
13 - DARYEELKA SHAKHSIGA AH, DARYEELKA BULSHADA IYO ADEEGYADA YAR YAR...	7.1%	-0.1%

Jaantuska 3. Isbedelka boqoleyda sanadnaha ee heerka qeybinta

Warbixinta TSB-da Soomaaliyeed – Isbarbardhiga Dowlad goboleedyada



War bixin Kooban ee Dhaqdhaqaaqa Sanadlaha ah

Muddo 12 bilood ah ilaa Febraayo 2025, TSB-da, Dowlad goboleedyada dhaqdhaqaaqyada sare u kaca sameeyey waxaa ka mid ah:

- Jubaland (9.6%):
- Hirshabelle (6.1%): Adeegyada Waxbarashada (+24.7%) iyo Maqaayadaha iyo adeega Hoyga (+38.3%), Dharka iyo Kabaha (+14.0%), Ceymiska iyo Adeega dhaqaalaha (+5.8%), habacsanan Daryeelka Shakhsi ahaaneed, Daryeelka Bulshada, iyo Adeegyada yar yar (-15.3%) iyo caafimaadka (-2.8%).
- Banaadir (5.9%): Gaadiidka (+20.4%), Dharka iyo Kabaha (+13.4%), Cabitaanada (+5.7%) iyo Habacsanan ku timid Warbixinta iyo Isgaarsiinta (-22.0%).
- Gobolka Koonfur-Galbeed (2.4%): Madadaalada, Ciyaaraha iyo Dhaqanka (+23.8%), Maqaayada iyo Hoyga (+3.3%), habacsananta ku timid qiimahaTubaakada (-11.9%) iyo Daryeelka Shakhsi ahaaneed, Daryeelka Bulshada iyo Adeegyada yar yar (-5.0%).

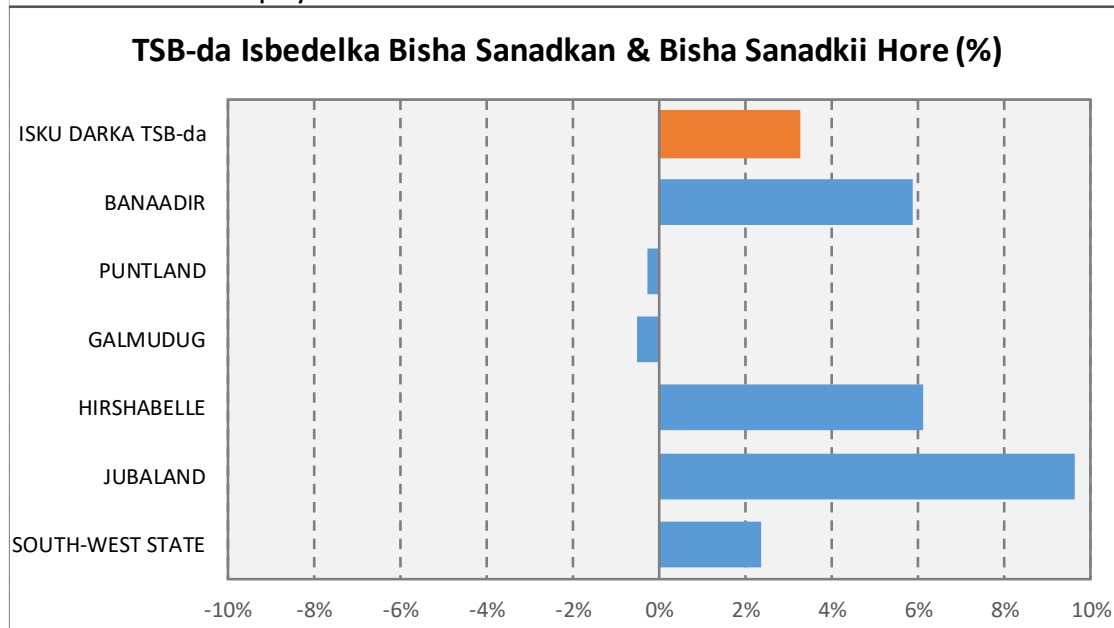
Laba iyo tobankii bilood ee la soo dhaafay ilaa Febraayo 2025, Qiima dhac ku yimid ayaa ka ahaa:

- Galmudug (-0.5%): Daryeelka Shakhsi ahaaneed, Daryeelka Bulshada iyo Adeegyada yar yar (-10.7%), Agabka, Agabka Guriga Iyo Dayactirka Guriga Ee Joogtada Ah (-5.2%), habacsanan laga dareemay Warfaafinta iyo Isgaarsiinta (+8.5%).
- Puntland (-0.3%): Cuntad iyo Cabitaannada caadiga (-2.1%), Guryeynta, Biyaha, Gaaska iyo Shidaalka kale (-1.8%), Warfaafinta iyo Isgaarsiinta (-1.4%), habacsananta Maqaayada iyo Hoyga (+10.5%), Adeega waxbarashada (+4.3%) iyo Caafimaadka (+3.4%).

Shaxda 5. Isbedelka boqoleyda sanadlaha ah ee heerka qeybinta.

Dowlad goboleed	%Isbedelka Billaha ah	
	Jan-25	Feb-25
ISUGHEYNTA TSB-da	4.0%	3.2%
BANAADIR	5.4%	5.9%
PUNTLAND	-0.8%	-0.3%
GALMUDUG	2.7%	-0.5%
HIRSHABELLE	5.9%	6.1%
JUBALAND	15.5%	9.6%
SOUTH-WEST STATE	2.7%	2.4%

Jaatuska 8. Isbedelka Boqoleyda Sanadlaha ah ee heer Dowlad Goboleed



War bixin Kooban ee Dhaqdhaqaaqa Billaha ah

Intii lagu jiray bishii Febraayo 2025, dhaqdhaqaaqyada qiima kororka ayaa ka yimid:

- Jubaland (0.7%): Guryaha, Biyaha, Korontada, Gaaska Iyo Shidaalka Kale (+%.0%).
- Hirshabelle (0.3%): Cunto Iyo Cabitaanada (+0.5%).
- Gobolka Koonfur-Galbeed (0.3%): Maqaayadaha iyo Hoyga (+2.1%).

Intii lagu jiray bishii Febraayo 2025, dhaqdhaqaaqyada qiima kororka ayaa ka yimid:

- Galmudug (-3.2%): Cunto Iyo Cabitaanada (-5.2%), Caafimadka (-3.7%) oo leh sal aad u ballaaran
- Puntland (-0.7%): Adeegyada Waxbarashada (+3.3%) iyo Guryaha, Biyaha, Korontada, Gaaska Iyo Shidaalka Kale (-1.0%).
- Banaadir (-0.1%): caafimaadka (-5.8%) iyo Gaadiidka (-9.8%).

Shaxda 4. Isbedelka boqoleyda billaha ah ee heerka qeybinta.

Dowlad goboleed	%Isbedelka Billaha ah	
	Jan-25	Feb-25
ISUGEYNTA TSB-da	1.3%	-0.2%
BANAADIR	0.8%	-0.1%
PUNTLAND	-0.1%	0.0%
GALMUDUG	0.0%	-3.2%
HIRSHABELLE	5.0%	0.3%
JUBALAND	6.9%	0.7%
SOUTH-WEST STATE	0.1%	0.2%

Jaatuska 7. Isbedelka Boqoleyda Billaha ah ee heer Dowlad Goboleed

