

**SOMALI NATIONAL  
BUREAU OF STATISTICS**  
Federal Republic of Somalia

# TUSAHA SICIRKA BADEECADAHA SOOMALIYA



## MAAJO 2025

# Tusaha Sicirka Badeecadaha, Soomaaliya

## Hordhac

Tusaha Sicirka Badeecadaha (TSB) waa tilmaame dhaqaale oo muhiim ah oo hal beeg u ah isbeddelka guud ee isugeynta boqoleyda ee sicirka tafaariiqda ee badeecadaha iyo adeegyada ay iibsadaan qoysaska Soomaaliyeed. Waxay u adeegtaa sida qiyaasta asaasiga ah ee sicir bararka, ayada oo awood u siineysa siyaasad-dejiyeyaasha, ganacsiyada, iyo cilmi-baarayaasha si ay u qiimeeyaan isbeddellada ascaarta si ay u sameeyaan go'aamo dhaqaale oo maan-gal ah. Tan iyo Janaayo 2025, TSB-da Soomaaliya ayaa la sii daayay iyadoo la tixgelinayo hal beeg cusub oo laga soo qaatay Sahan Kharashaadka Qoysaska Soomaaliya ee 2022 (SIHBS), iyadoo lagu lifaaqaayo kalasaarida cusub ee kharashka qoysaska (COICOP 2018), kana turjumeysa dhammaan Doladaha Xubnaha ka ah Dowlada Federaalka ah ee Soomaaliya. qoraal ku saabsan habraaca ayaa lagu soo bandhigi doonaa Bogga Internet-ka ee SNBS.

### Tusaha Sicirka Badeecadaha (TSB) waxaa lagu qeexay sidan:

"Cabbirka celceliska Hal beega isbedelka qiimaha tafaariiqda ee ay macaamiishu ku bixiyeen agabka iyo adeegyada mudo cayiman." meelaha ugu muhimsan ee TSB-da loo adeegsan karo waxaa ka mid ah:

- Cabirka Sicir-bararka: Sicir-bararka sannadlaha ah (YoY) wuxuu isbarbar dhigayaa qiimaha hadda ee sanadkan iyo isla qiimahaas sannadkii hore, isagoo u adeegaya sida agab loogu talagalay siyaasadda lacagta iyo maaliyadda.
- Go'aan-qaadasho Dhaqaale: Waxaa isticmaala hay'adaha dawladda, ganacsiyada, iyo hay'adaha caalamiga ah si ay ugu jaan gooyaan mushaharka, qandaraasyada, iyo ka faa'iidooyinka bulshada.
- Falanqeynta Dhaqaalaha Balaaran: Waxay taageertaa qiimeynta awoodda wax iibsiga, hagaajinta qiimaha kharashka-nololeed, iyo xasiloonida dhaqaalaha.

### Hab Ururinta Qiimaha:

- Si joogta ah: Waxa loo sameeyaa toddobaadka ugu horreeya iyo kan saddexaad ee bil kasta.
- Deeganada laga soo uruuriyo: Muqdisho (Caasimadda), Dhammaan Dawladaha Xubinta ka ah Dawladda Federaalka (FMS).
- Ashyaada ama badeecadaha: 537 shey, oo laga soo xulay Sahankii 2022 SIHBS, oo lagu kala saaray nidaamka Kala-soocidda Qaybaha Isticmaalka Qofka (COICOP) 2018 oo ka kooban 13 qaybood.

### Istaatistikada Muhiimka ah

#### **Sannadle**

- Laba iyo tobankii bilood ee la soo dhaafay ilaa Maajo 2025, TSB-da waxay sare u kacday 4.6%.
- Qiimaha kororka ugu weyn ee laba iyo tobankii biloodayaa ahaa Daryeelka Shakhsi ahaaneed, Ilaalinta Bulshada iyo Alaabaha iyo Adeegyada yar yar (+11.7%), Gaadiidka (+8.9%), Makhaayadaha iyo Hoyga (+5.8%), Guryaha, Biyaha, Korontada, Gaaska iyo Shidaalka kale (+4.5%), Dharka iyo Kabaha (+4.1%)
- Qaybaha hoos u dhacay ayaa ahaa Warfaafinta iyo Isgaarsiinta (-6.0%) Tubaakada iyo Qaadka (-2.0%).
- Qiimaha kororka ayaa ahaa mid xooggan bishii Maajo guud ahaan dowlad goboleedyada Hirshabeelle (+8.3%), Koonfur-Galbeed (+8.0%), Galmudug (+6.4%), Jubaland (+5.8%) iyo Banaadir (+5.8%). hoos dhac yar oo ka yimid Puntland (-2.3%) ayaa yeeshay saa Maajon hoos u dhac weyn sababo la xariira amiisaankiisa

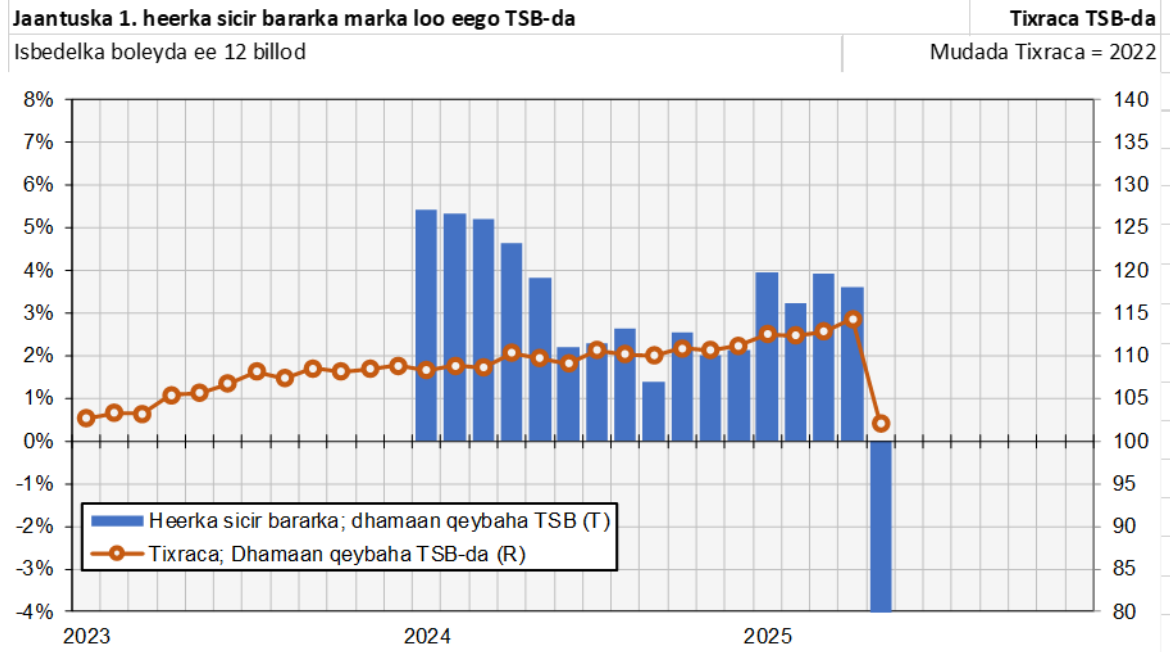
#### **Bille**

- Tusaha Sicirka Badeecadaha (TSB) waxuu sare u kacay 0.3% bishan.
- Qiimaha kororka ugu weyn ee bishan ayaa ahaa Daryeelka Shakhsi ahaaneed, Ilaalinta Bulshada iyo Alaabooyinka iyo Adeegyada yar yar (+5.4%), Cuntada iyo Cabbitaannada (+1.7%), iyo Warfaafinta iyo Isgaarsiinta (+1.3%).
- Qayba hoos u dhacay ayaa ahaa Madadaalada, Ciyaaraha iyo Dhaqanka (-3.2%), Adeegyada Waxbarashada (-2.4%), Dharka iyo Kabaha (-2.0%), Guriyeynta, Biyaha, Korontada, Gaaska iyo Shidaalka kale (-2.0%) iyo Gaadiidka (-2.0%).
- Qiima kororka ugu badan ee dawladda goboleedyada wuxuu ka yimid Koonfur-galbeed (+6.6%) iyadoo hoos u dhac la taaban karo ka yimid Galmudug (-7.1%)

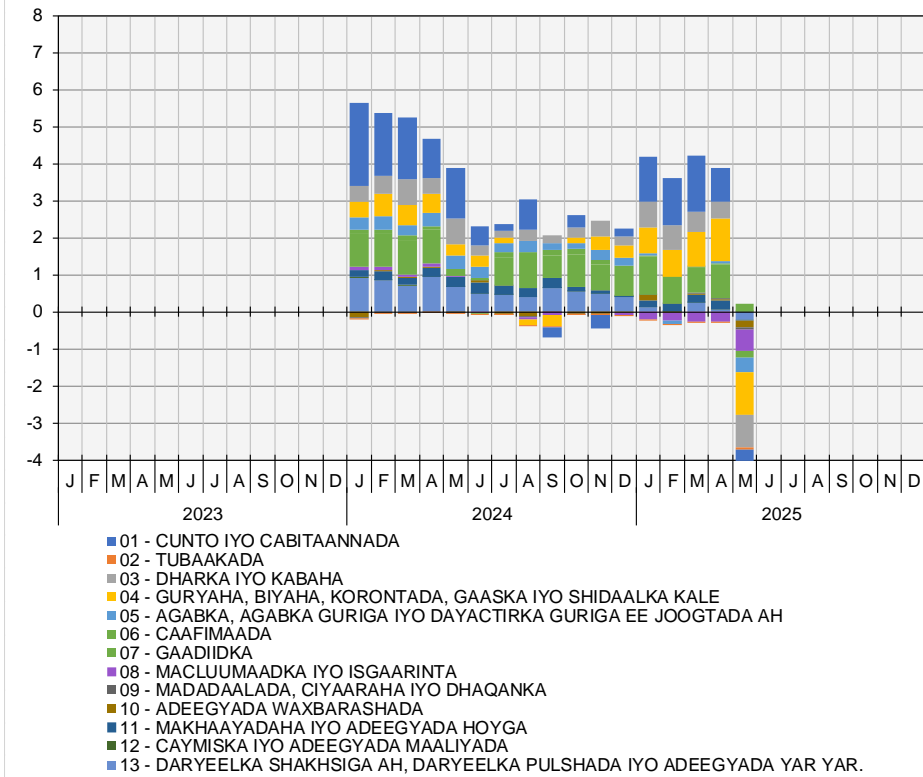
#### **Shaxda 1. TSB, Dhaqdhaqaaqyada Sanadlaha & Billaha ah ee Soomaaliyeed (%)**

	Isbedalka Billah ah (%)	Isbedalka Sanadlaha ah (%)
Maajo-25	0.3%	4.6%
Apr-25	1.3%	3.6%
Mar-25	0.4%	3.9%

**warbixinta TSB-da ee Soomaaliyeed – Dhamaan qeybaha TSB-da**



**Jaantuska 2. Qeybaha ka qeybqaata (%) heerka sicir bararka (habka qeybinta)**



**War bixin Kooban ee Dhaqdhaqaaqa Sannadlaha ah**

- Muddo 12 bilood ah ilaa maajo 2025, TSB-da ayaa sare u kacay 4.6%.

Qiimo kororka ugu weyn ee Laba iyo tobankii bilood ee la soo dhaafay ayaa ahaa:

- Daryeelka Shakhsi ahaaneed, Ilaalinta Bulshada iyo Alaabooyinka iyo Adeegyada yar yar (+11.7%): Qalabka korontada ee

daryeelkashaqsiga (+25.29%)

- Gaadiidka (+8.9%): Adeegyada Rakaabka Gaadiidka (+10.44%)

- Makhaayadaha iyo Adeegyada Hoyga (+5.8%): Adeegyada Cuntada iyo Cabbitaannada (+6.20%); Hoyga (+4.45%)

- Guryaha, Biyaha, Korontada, Gaaska iyo Shidaalka kale (+4.5%): Biyaha (+13.01%); Dayactirka, Dayactirka iyo Amniga (+11.26%) korontad, gaaska iyo Shidaalka kale ayaa yare hoos u dhacay (-0.82%)

- Dharka iyo Alaabta (+4.1%): Dharka (+3.56); Qalabka cagaha (+6.20)

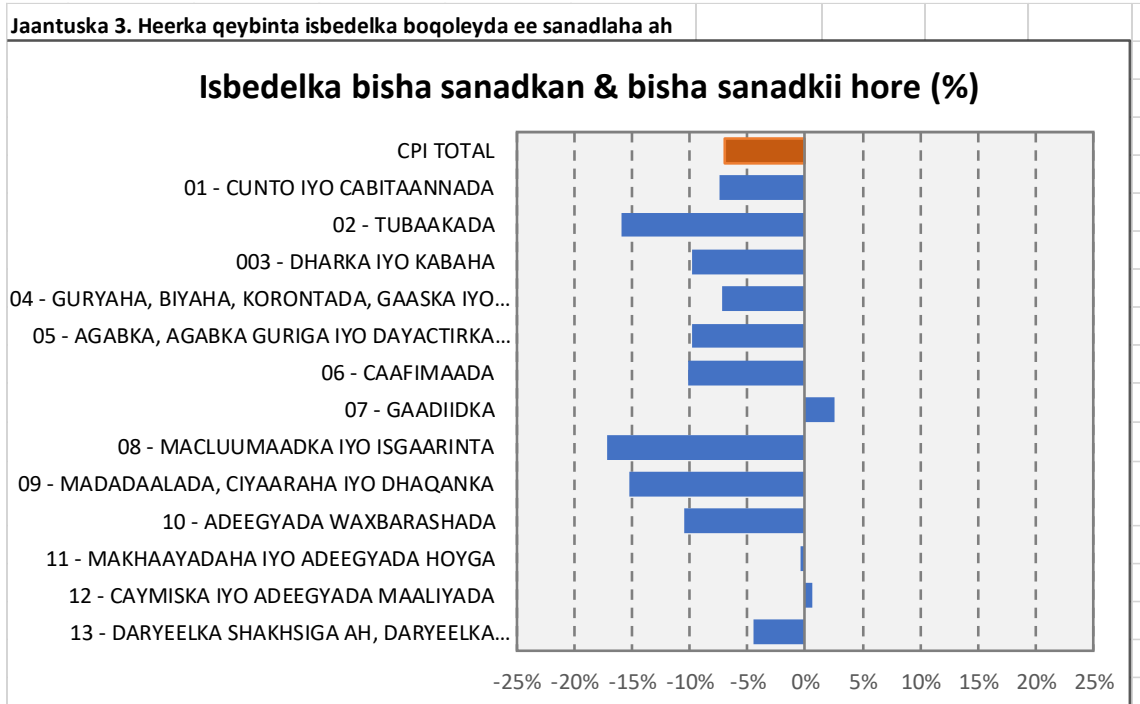
Hoos u dhaca ugu weyn Laba iyo tobankii bilood ee la soo dhaafay ayaa ahaa:

- Macluumaadka iyo Isgaarsiinta (-6.0%): Qalabka (-9.41%); Adeegyada (-4.43%)

- Tubaakada iyo Qaadka (-2.0%): Qaadka (-4.01%) tubaakada (+9.05%)

**Shaxda 2. boqolkiiba isbeddelka heerka qaybta sannadlaha ah**

Qaybinta	% - isbeddel sannadle ah		
	Mar-25	Abriil-25	Maajo-25
Wadarta guud ee CPI	3.9%	3.6%	-7.0%
01-Cunno iyo Cabbitaannada aan khamriga ahayn	3.2%	2.0%	-7.4%
02 - Cabbitaannada khamriga, Tubaakada iyo maandooriyaha	-2.7%	-2.1%	-15.9%
03 - Dharka iyo Kabaha	6.3%	5.0%	-9.8%
04 - Guryaha, Biyaha, Korontada, Gaaska iyo Shidaalka kale	5.8%	7.2%	-7.2%
05 - Alaabta, Qalabka Guriga iyo Guriga caadiga ah ee Mai	0.5%	1.4%	-9.8%
06 - CAAFIMAAD	1.4%	2.3%	-10.1%
07 - GAADIIDKA	8.0%	11.1%	2.5%
08 - MACLUUMAADKA IYO ISGAARINTA	-7.9%	-7.6%	-17.1%
09 - Madadaalada, CIYAARAHA IYO DHAQANKA	6.1%	4.1%	-15.2%
10 - ADEEGYADA WAXBARASHADA	1.9%	2.0%	-10.5%
11 - Makhaayadaha iyo ADEEGYADA hoyga	6.5%	7.5%	-0.4%
12 - CAYMISKA IYO ADEEGYADA MAALIYADA	2.2%	0.8%	0.6%
13 - DARYEELKA SHAKHSIGA AH, ILAALINTA BULSHADA IYO ALAAB KALA DUWAN	5.0%	1.4%	-4.5%



#### Warbixin Kooban ee Dhaqdhaqaaqa Billaha ah

TSB-da waxay bishan sare u kacay 0.3%. Sare u kaca ugu balaaran ayaa ka yimid:

Daryeelka Shakhsi ahaaneed, Ilaalinta Bulshada iyo Alaabooyinka iyo Adeegyada yar yar (+5.4%); Daryeelka Shakhsi ahaaneed (+6.01%), Saamaynta Shakhsi ahaaneed ee Kale (+6.82%).

- Cuntada iyo Cabitaanada (+1.7): Cuntada (+1.81%); Cabitaanada (-1.33%).
- Macluumaadka iyo Isgaarsiinta (+1.3%): Agabka (+0.07%); Adeegyada (+1.86%)

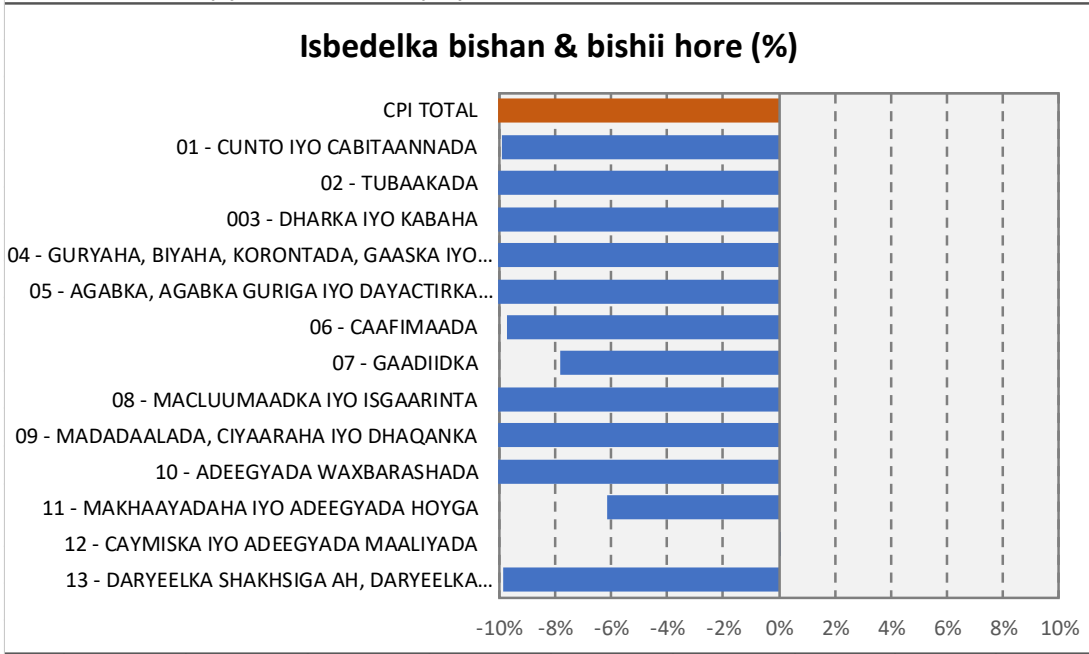
hoos u dhaca ugu weyn bishaan ayaa ahaa:

Madadaalada, Ciyaaraha iyo Dhaqanka (-3.2%); Madadaalada waarta (-1.76%); Adeegyada Madadaalada (-1.26%); Agabka Dhaqanka (-4.08)

#### Shaxda 3. heerka qaybta boqolkiiba isbeddelka bishii

Qaybinta	% -beddel bishiiba		
	Mar-25	Abriil-25	Maajo-25
Wadarta guud ee CPI	0.4%	1.3%	-10.7%
01-Cunno iyo Cabbitaannada aan khamriga ahayn	0.4%	0.8%	-9.9%
02 - Cabbitaannada khamriga, Tubaakada iyo maandooriyaha	1.4%	0.3%	-14.7%
03 - Dharka iyo Kabaha	0.8%	1.1%	-15.0%
04 - Guryaha, Biyaha, Korontada, Gaaska iyo Shidaalka kale	1.4%	1.8%	-13.1%
05 - Alaabta, Qalabka Guriga iyo Guriga caadiga ah...	0.0%	1.8%	-11.0%
06 - CAAFIMAAD	1.7%	0.4%	-9.7%
07 - GAADIIDKA	-0.6%	3.1%	-7.8%
08 - MACLUUMAADKA IYO ISGAARINTA	-2.1%	0.3%	-10.7%
09 - Madadaalada, CIYAARAHA IYO DHAQANKA	0.3%	0.6%	-20.8%
10 - ADEEGYADA WAXBARASHADA	2.0%	0.7%	-13.1%
11 - Makhaayadaha iyo ADEEGYADA hoyga	-0.6%	1.8%	-6.1%
12 - CAYMISKA IYO ADEEGYADA MAALIYADA	0.0%	-0.1%	0.0%
13 - DARYEEL GAAR AH, ILAALINTA bulsheed iyo kala duwanaansho...	0.4%	1.5%	-9.9%

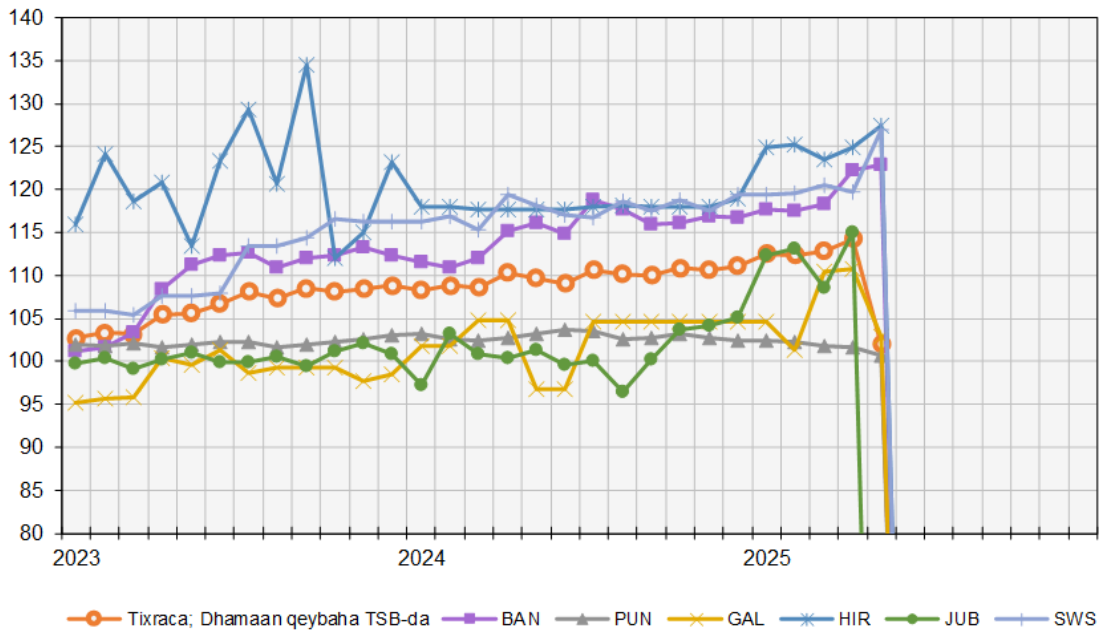
Jaantuska 4. Heerka qeybinta isbedelka boqoleyda ee billaha ah

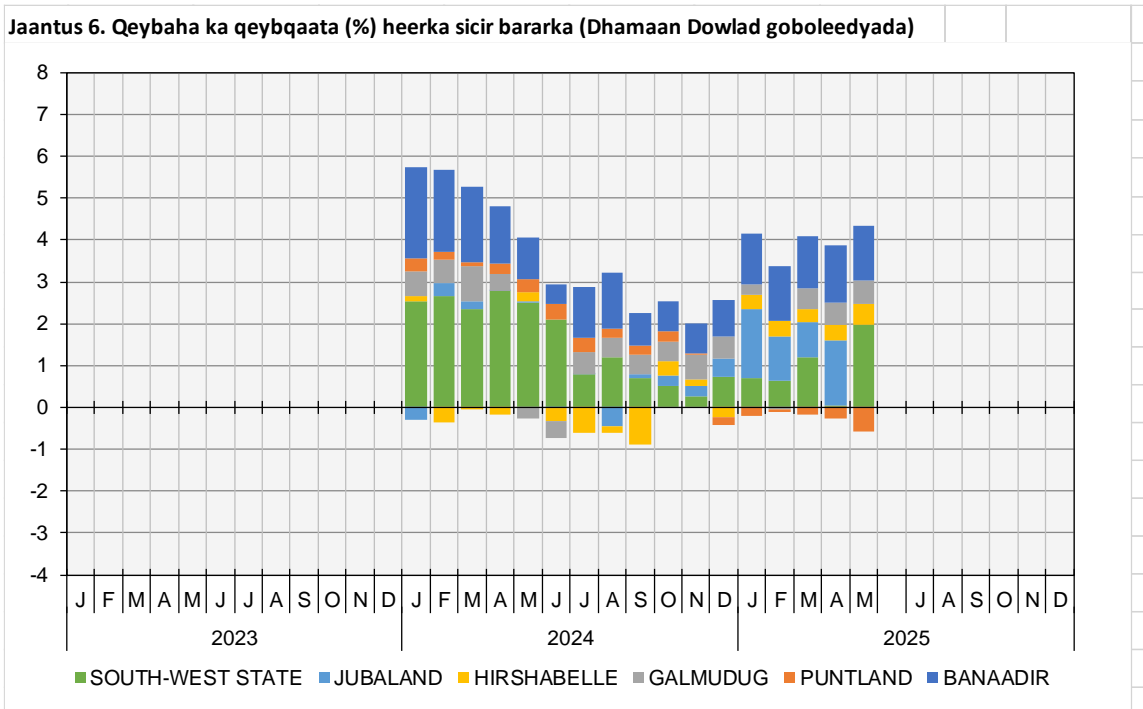


**Warbixinta TSB-da Soomaaliyeed – Isbarbardhiga Dowlad goboleedyada.**

Jaantuska 5. Tixracada TSB-yada ee dowlad goboleedyada

Mudada Tixraca = 2022





**War bixin Kooban ee Dhaqdhaqaaqa Sanadlaha ah**

- Mudada 12 bilood ee la soo dhaafay ilaa maajo 2025 TSB-da, dhaqdhaqaaqyo sare u kac ah ayaa ka yimid Dowlad goboleedyada.
- Hirshabeelle (+8.3%): Makhaayadaha iyo Adeegyada Hoyga (+38.28%)
- Koonfur-Galbeed (+8.0%): (Gaadiid (+20.45%), iyo Cuntada iyo Cabitaanada (+10.12%) waxaan hoos u dhacay Qaadka (-14.95%).
- Galmudug (+6.4%): Cunnada iyo Cabitaanada aan Khamriga ahayn (+14.59%), Caafimaadka (+9.47%), Daryeel shaqsiga, Ilaalinta bulshada iyo Adeegyada yar yar (+15.4%), Madadaalada, Ciyaaraha iyo Dhaqanka (+1.47%)
- Banaadir (+5.8%): Gaadiidka (+20.70%), Agabka, Qalabka Guriga ay qoysasu sida Joogtada ah u isticmaalaan (+8.19%) iyo Daryeelka Shakhsi ahaaneed, Ilaalinta Bulshada iyo Adeegyada yar yar (+4.59%) waxaana hoos u dhacay Warfaafinta iyo Isgaarsiinta (-18.33%)
- Jubaland (+5.8%): Ciyaaraha Madadaalada iyo Dhaqanka (+17.32%), Guriyeynta, Biyaha, Korontada, Gaaska iyo shidaalka kale (+21.01%) isla markaana waxaa hoos u dhacay Makhaayadaha iyo Adeegyada Hoyga (-13.20%).

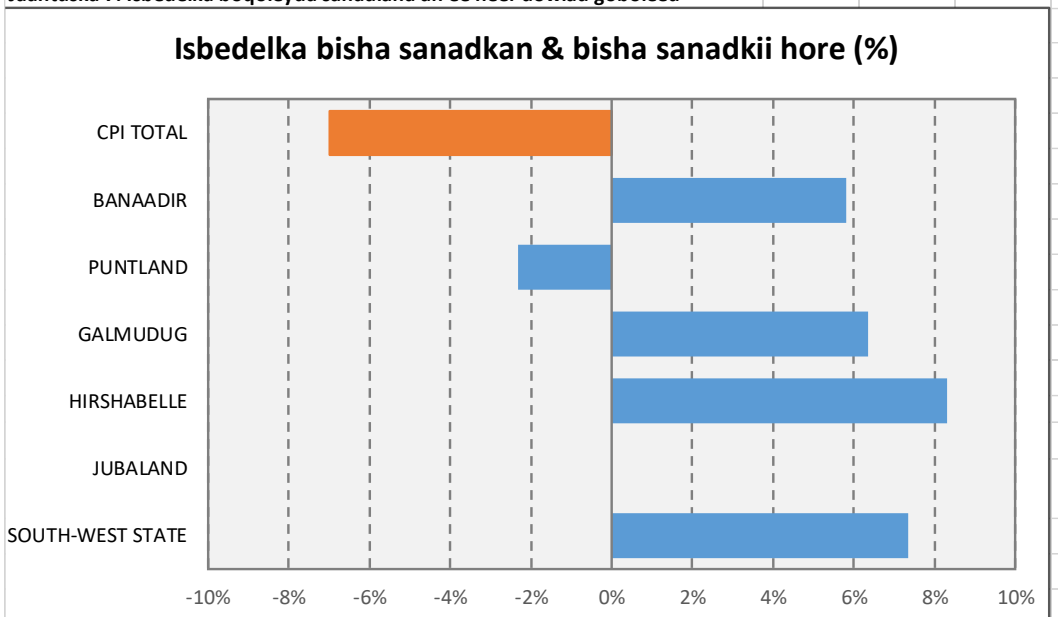
Intii lagu jiray bishii Maajo 2025, dhaqdhaqaaqyo hoos u dhac ah ayaa ka yimid:

- Puntland (-2.3%): Cuntada iyo Cabitaanada (-3.6%)

Shaxda 4. Boqolkiiba isbeddelka heerka gobolka

Gobolka	Mar-25	% - isbeddel sannadle ah	
		Abri il-25	Maajo-25
Wadarta guud ee CPI	3.9%	3.6%	4.6%
BANAADIR	5.6%	6.1%	5.8%
PUNTLAND	-0.7%	-1.1%	-2.3%
GALMUDUG	5.5%	5.8%	6.4%
HIRSHABELLE	5.0%	6.1%	8.3%
JUBALAND	7.7%	14.5%	5.8%
KOONFUR-GALBEED	4.6%	0.2%	8.0%

Jaantuska 7. Isbedelka boqoleyda sanadlaha ah ee heer dowlad goboleed



**War bixin Kooban ee Dhaqdhaqaaqa Billaha ah**

• Intii lagu jiray bishii maajo 2025, dhaqdhaqaaqyada qiima kororka ayaa ka yimid:

- Gobolka Koonfur-Galbeed (+6.6%): Cunnada iyo Cabitaanada aan Khamriga ahayn (+9.29%)
- Hirsabelle (+2.0%): Daryeelka Shakhsi ahaaneed, Ilaalinta Bulshada iyo (+32.80%).
- Banaadir (+0.6%): Warfaafinta iyo Isgaarsiinta(+1.92%)

Inta lagu jiro bisha Maajo 2025, dhaqdhaqaaqa xun ka yimid:

- Galmudug (-7.1%): Cuntada iyo cabitaanka aan khamriga ahayn (-9.7%)
- Jubaland (-6.7%): Qalabka guryaha, Qalabka guriga iyo dayactirka guriga ee joogtada ah (-5.20%)
- Puntland (-0.8%): Raashinka iyo Cabitaanada aan Khamriga ahayn (-1.9%)

Shaxda 5. Heer gobol ayaa isbeddelay boqolkiiba bishii

Gobolka	%beddel bishiiba		
	Mar-25	Abri il-25	Maaj o-25
Wadarta guud ee CPI	0.4%	1.3%	<b>0.3%</b>
BANAADIR	0.7%	3.3%	<b>0.6%</b>
PUNTLAND	-0.5%	-0.2%	<b>-0.8%</b>
GALMUDUG	9.1%	0.3%	<b>-7.1%</b>
HIRSHABELLE	-1.3%	1.1%	<b>2.0%</b>
JUBALAND	-4.1%	5.9%	<b>-6.8%</b>
GOBOLKA KOONFUR-GALBEED	0.7%	-0.6%	<b>6.6%</b>

Jaantus 8. Isbedelka boqoleyda billaha ah ee heer dowlad goboleed

