



**SOMALI NATIONAL  
BUREAU OF STATISTICS**  
Federal Republic of Somalia

# TUSAHA SICIRKA BADEECADAHA SOOMALIYA



## JANAAYO 2026

# Tusaha Sicirka Badeecadaha, Soomaaliya

## Hordhac

Tusaha Sicirka Badeecadaha (TSB) waa tilmaame dhaqaale oo muhiim ah oo hal beeg u ah isbeddelka guud ee isugeynta boqoleyda ee sicirka tafaariiqda ee badeecadaha iyo adeegyada ay iibsadaan qoysaska Soomaaliyeed. Waxay u adeegtaa sida qiyaasta asaasiga ah ee sicir bararka, ayada oo awood u siineysa siyaasad-dejiyeyaasha, ganacsiyada, iyo cilmi-baarayaasha si ay u qiimeeyaan isbeddellada ascaarta si ay u sameeyaan go'aamo dhaqaale oo maan-gal ah. Tan iyo Janaayo 2025, TSB-da Soomaaliya ayaa la sii daayay iyadoo la tixgelinayo hal beeg cusub oo laga soo qaatay Sahan Kharashaadka Qoysaska Soomaaliya ee 2022 (SIHBS), iyadoo lagu lifaaqaayo kalasaarida cusub ee kharashka qoysaska (COICOP 2018), kana turjumeyso dhammaan Dawladaha Xubnaha ka ah Dawlada Federaalka ah ee Soomaaliya. qoraal ku saabsan habraaca ayaa lagu soo bandhigi doonaa Bogga Internet-ka ee SNBS.

### Tusaha Sicirka Badeecadaha (TSB) waxaa lagu qeexay sidan:

"Cabbirka celceliska Hal beega isbedelka qiimaha tafaariiqda ee ay macaamiishu ku bixiyeen agabka iyo adeegyada mudo cayiman." meelaha ugu muhimsan ee TSB-da loo adeegsan karo waxaa ka mid ah:

- Cabirka Sicir-bararka: Sicir-bararka sannadlaha ah (YoY) wuxuu isbarbar dhigayaa qiimaha hadda ee sanadkan iyo isla qiimahaas sannadkii hore, isagoo u adeegaya sida agab loogu talagalay siyaasadda lacagta iyo maaliyadda.
- Go'aan-qaadasho Dhaqaale: Waxaa isticmaala hay'adaha dawladda, ganacsiyada, iyo hay'adaha caalamiga ah si ay ugu jaan gooyaan mushaharka, qandaraasyada, iyo ka faa'iidooyinka bulshada.
- Falanqeynta Dhaqaalaha Balaaran: Waxay taageertaa qiimeynta awoodda wax iibsiga, hagaajinta qiimaha kharashka-nololeed, iyo xasiloonida dhaqaalaha.

### Hab Ururinta Qiimaha:

- Si joogta ah: Waxa loo sameeyaa xog uruurinta toddobaadka ugu horreeya iyo kan saddexaad ee bil kasta.
- Deeganada laga soo uruuriyo: Muqdisho (Caasimadda), Dhammaan Dawladaha Xubnaha ka ah Dawladda Federaalka (FMS).
- Ashyaada ama badeecadaha: 537 shey, oo laga soo xulay Sahankii 2022 SIHBS, oo lagu kala saaray nidaamka Kala-soocidda Qaybaha Isticmaalka Qofka (COICOP) 2018 oo ka kooban 13 qaybood.

### Istaatistikada Muhiimka ah

#### Sannadle

Laba iyo tobankii bilood ee la soo dhaafay ilaa Janaayo 2026, TSB-da yaa sare u kacay 5.5%.

- Qiimaha kororka ugu weyn ee laba iyo tobankii bilood ayaa ahaa Adeegyada waxbarashada (+14.3%), Makhaayadaha iyo Adeegyada hoyga (+10.0%), Caafimaadka (+9.4%), Cuntada iyo cabitaanada (+7.7%),
- Waxaa hoos u dhacay Gaadiidka (-4.7%).
- Qiima kororka ayaa saameeyey dhamaan dowlad goboleedyada bishii Janaayo, Koonfur-Galbeed (+7.3%), Galmudug (+6.8%), Hirshabeele (+5.4%), Banadir (+5.3%), Jubaland (+4.3%) iyo Putland (+2.7%).

#### Bile

Tusaha Sicirka Badeecadaha (TSB) waxuu kordhay 1.4% Bisha janaayo.

- Qiimaha kororka ugu badanaa ee bishan ayaa ahaa Adeegyada waxbarashada (+6.4%), madadaalada, ciyaaraha iyo dhaqanka(+4.7%), Dharka iyo Kabaha(+2.7%).
- Waxaa hoos u dhacay Daryeelka Shakhsi ahaaneed, ilaalinta Bulshada iyo alaabaha iyo adeegyada yar yar (-3.5%), Caafimaadka(-2.4%).
- Qiima kororka ugu badan ee dawlad goboleedyada wuxuu ka yimid Jubaland (+6.1%) halaka Koonfur-Galbeed la diwaangaliyey hoos-u-dhac gaaraya (-0.8%).

#### • Shaxda 1. TSB, Dhaqdhaqaaqyada Sanadlaha & Billaha ah ee Soomaaliyeed (%)

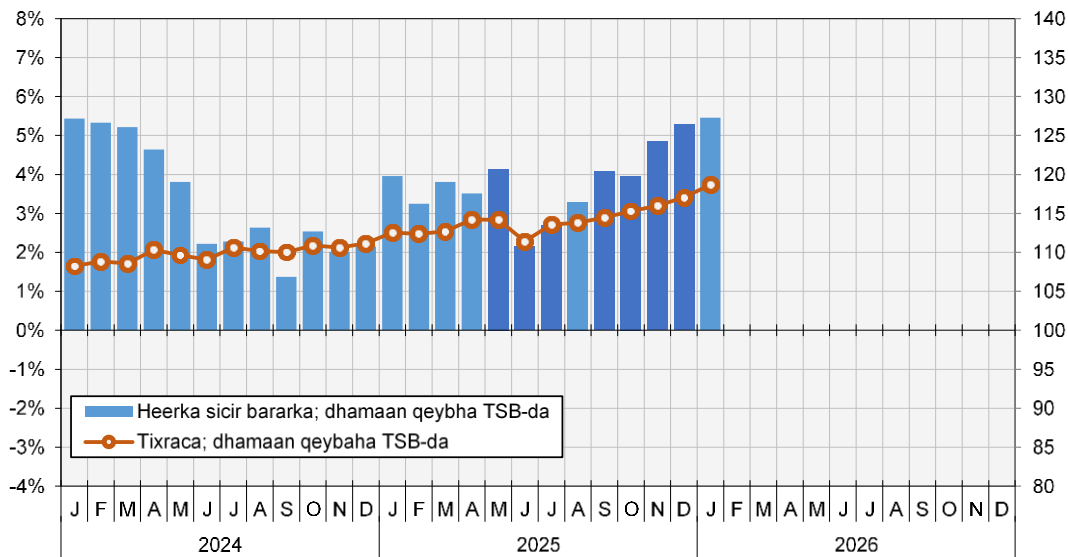
	Isbedalka Billah ah (%)	Isbedalka Sanadlah ah (%)
Jan-26	1.4%	5.5%
Des-25	0.9%	5.3%
Nof-25	0.6%	4.8%

(a) Tixraaca Puntland waa la qiyaasay

**WARBIXINTA TSB-DA EE SOOMAALIYEED – DHAMAAN QEYBAHA TSB-da**

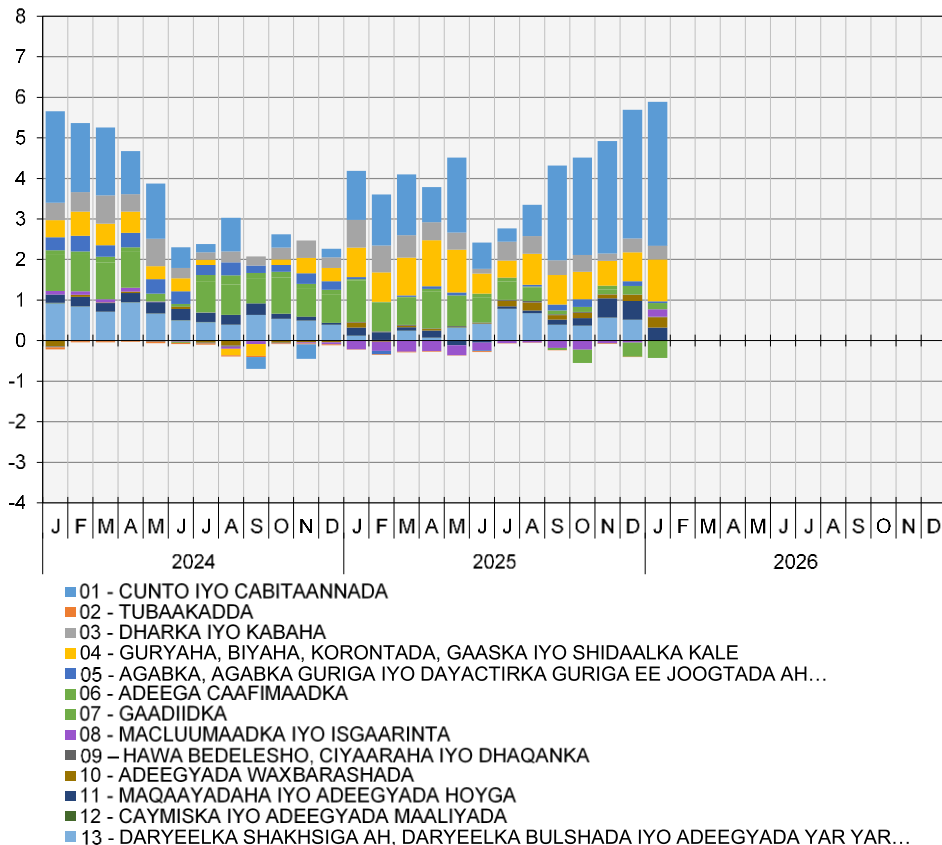
**Jaantus 1. Heerka sicir bararka marka loo eego TSB-da**  
Isbedelka boqoleyda ee 12 bilood

**Tixraca TSB-da**  
Index Reference Period = 2022



(a) Tixraca Puntland waa la qiyaasay

**Jaantus 2. Qeybaha ka qeybqaata (%)heerka sicir bararka (Heerka qeybinta)**



(a) Tixraca Puntland waa la qiyaasay

**Warbixin Kooban ee Dhaqdhaqaaqa Billaha ah**

TSB-da ayaa bishan sare u kacday 1.4% intii lagu jiray bishii Janaayo 2026.

Dhaqdhaqaaqyada sare u kac ee ugu badan ayaa ka yimid:

- Adeegyada waxbarashada(+6.4%): Waxbarashada Sare (+13.4%).
- madadaalada, ciyaaraha iyo dhaqanka(+4.7%): Alaabaha kale ee madadaalada(+8.7%)
- Dharka iyo Kabaha(+2.7%):Dharka(+2.3%); Kabaha(+4.0%).

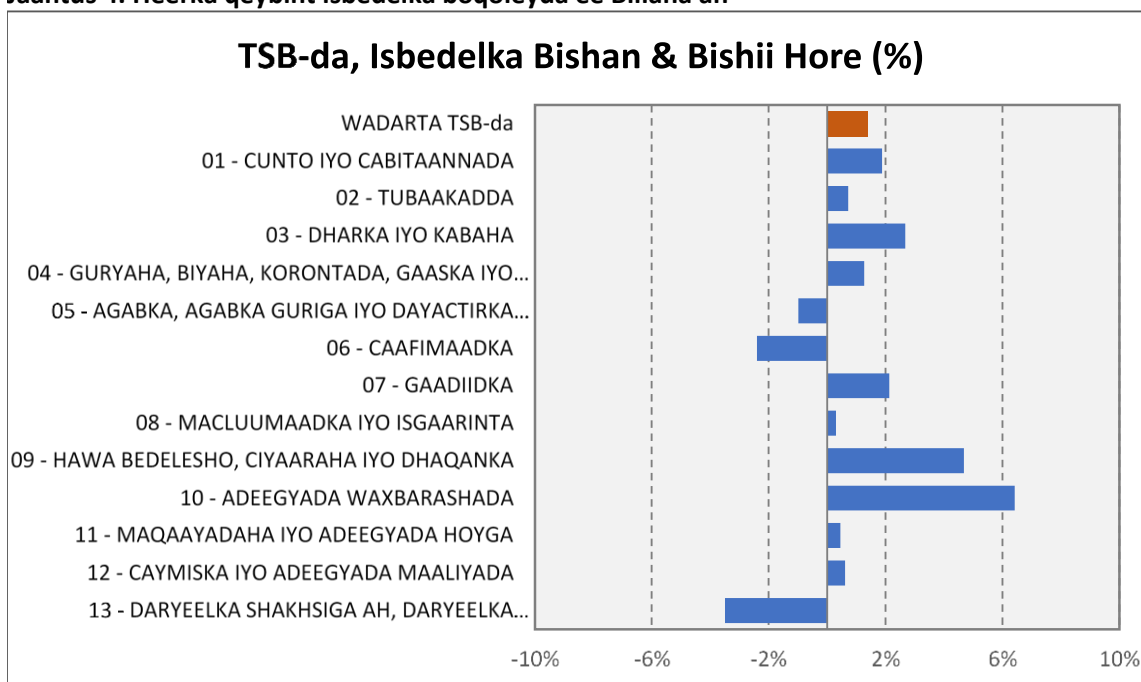
Hoos u dhaca ugu weyn bishan ayaa ahaa

- Daryeelka Shakhsi ahaaneed, Ilaalinta Bulshada, Alaabooyinka iyo Adeegyada yar yar (-3.5%): Daryeelkashaqsiga (-1.9%).
- Caafimaadka(-2.4%): Daawooyin iyo Adeegyada Caafimaadka(-3.7%).

**Shaxda 3. heerka qaybta boqolkiiba isbeddelka bishii**

Qaybinta	%beddel bishiiba		
	Nof-25	Dis-25	Jan-26
Wadarta guud ee CPI	0.6%	0.9%	1.4%
01 - CUNTO IYO CABITAANNADA	0.8%	1.8%	1.9%
02 - TUBAAKADDA	-2.9%	-1.0%	0.7%
03 - DHARKA IYO KABAHA	-1.2%	1.9%	2.7%
04 - GURYAHA, BIYAHA, KORONTADA, GAASKA IYO SHIDAALKA KALE	-0.5%	1.3%	1.3%
05 - AGABKA, AGABKA GURIGA IYO DAYACTIRKA GURIGA EE JOOGTADA AH...	-4.2%	2.1%	-1.0%
06 - CAAFIMAADKA	-1.2%	6.2%	-2.4%
07 - GAADIIDKA	2.9%	-4.9%	2.1%
08 - MACLUUMAADKA IYO ISGAARINTA	4.8%	-0.3%	0.3%
09 - HAWA BEDELESHO, CIYAARAHA IYO DHAQANKA	-0.5%	-0.9%	4.7%
10 - ADEEGYADA WAXBARASHADA	-1.5%	3.7%	6.4%
11 - MAQAAYADAHADA IYO ADEEGYADA HOYGA	8.8%	-1.2%	0.5%
12 - CAYMISKA IYO ADEEGYADA MAALIYADA	0.5%	0.3%	0.6%
13 - DARYEELKA SHAKHSIGA AH, DARYEELKA BULSHADA IYO ADEEGYADA YAR YAR...	0.0%	-1.8%	-3.5%

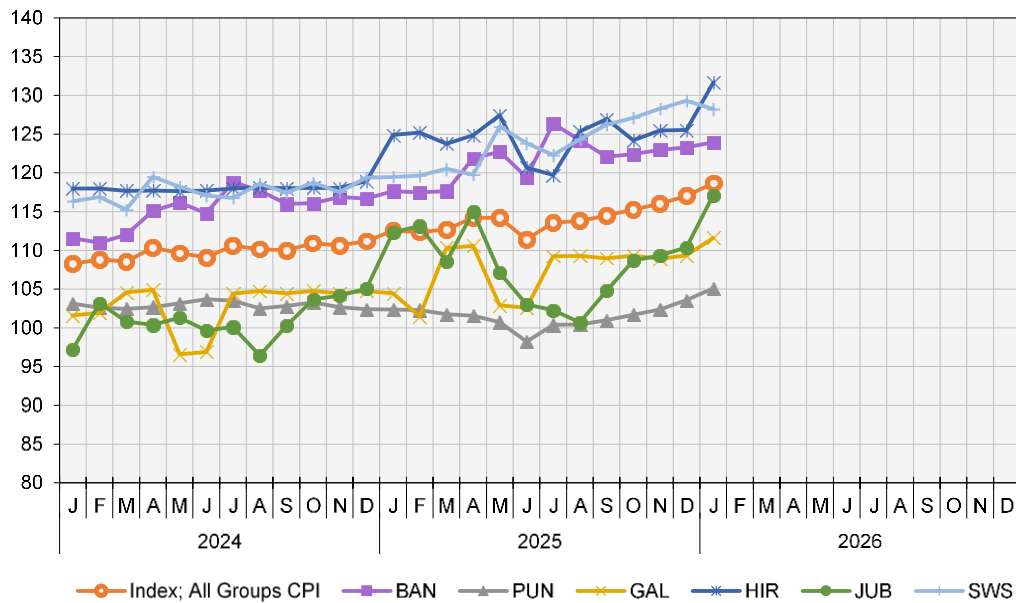
(a) Tixraaca Puntland waa la qiyaasay

**Jaantus 4. Heerka qeybint isbedelka boqoleyda ee Billaha ah**

(a) Tixraaca Puntland waa la qiyaasay

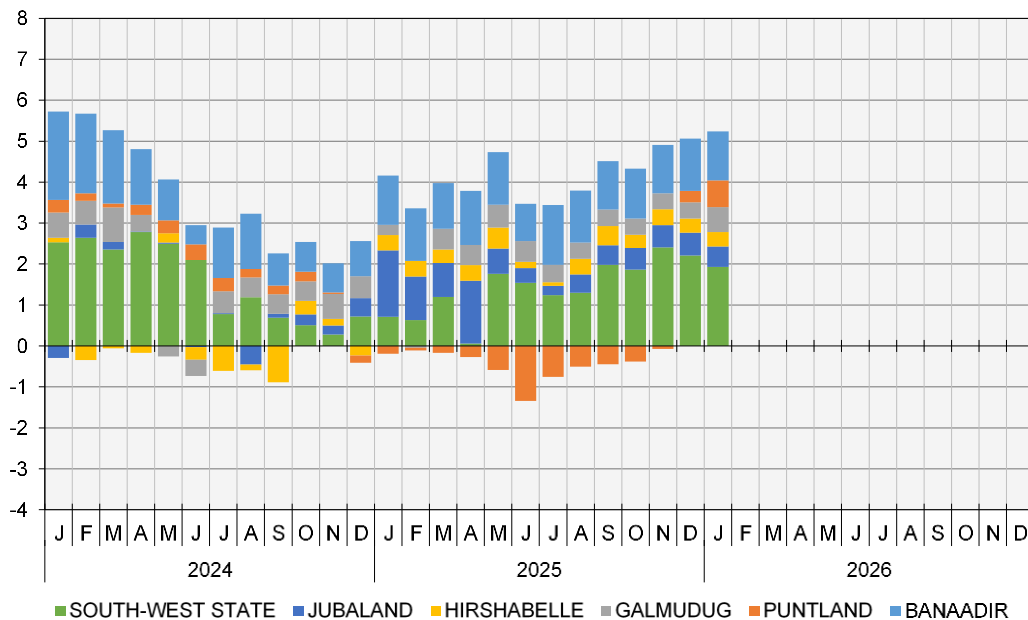
**WARBIXINTA TSB-DA SOOMAALIYEED – ISBARBARDHIGA DOWLAD GOBOLEEDYADA.**

**Jaantus 5. Tixraca TSB-da ee Dowlad goboled (a)**  
Mudada Tixraca = 2022



(a) Tixraca Puntland waa la qiyaasay

**Juuntuska 6. Qeybaha ka qeybqaata (%) heerka sicir bararka (heer Dowlad Goboled (a))**



(a) Tixraaca Puntland waa la qiyaasa

**War bixin Kooban ee Dhaqdhaqaaqa Sanadlaha ah**

- Mudada 12 bilood ee la soo dhaafay ilaa Janaayo 2026 TSB-da, dhaqdhaqaaqyo sare u kac ah ayaa ka yimid
- Koofur galbeed (+7.3%): Caafimaadka (+18.4%),Cuntada iyo Cabitaanada(+13.3%).
- Galmudug (+6.8%): Cuntada iyo Cabitaanada(+12.0%), Daryeelka Shakhsi ahaaneed, Ilaalinta Bulshada, Alaabaha iyo Adeegayada yar yar(+9.4%).
- Hirshabelle (+5.4%): Daryeelka Shakhsi ahaaneed, Ilaalinta Bulshada, Alaabaha Adeegayada yar yar (+69.4%), Gadiidka(+45.7%).
- Banaadir (+5.3%): Adeegayada Waxbarashada (+27.8%), Madadaalada, ciyaaraha iyo dhaqanka(+18.9%) , aydoo ay

hoos u dhaceen Daryeelka Shakhsi ahaaneed, Ilaalinta Bulshada, Alaabaha Adeegayada yar yar (-25.0%).

- Jubaland (+4.3%): Cuntada iyo Cabitaanada(+5.0%), ayadoo ay hoos u dhaceen Gadiidka (-1.2%).
- Putland (+2.7%): Cuntada iyo Cabitaanada (+18.7%).

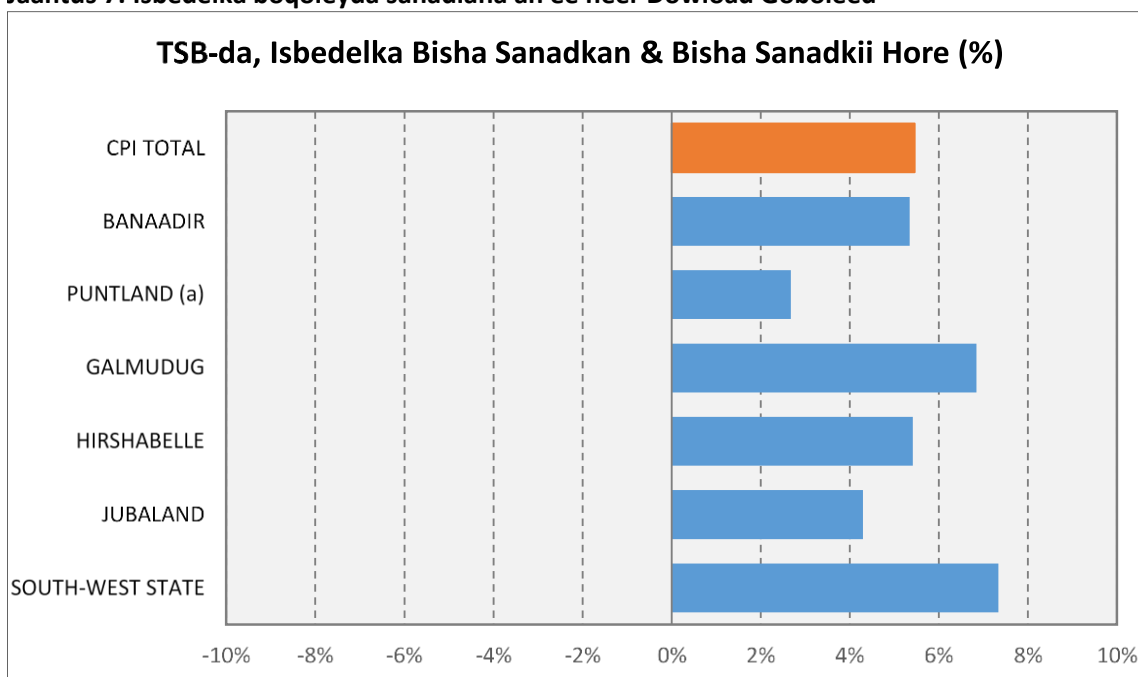
Waxaa jirin wax dhaqdhaqaaq taban ah bishii Janaayo.

**Shaxda 4. Boqolkiiba isbeddelka heerka gobolka**

Gobolka	% - isbeddel sannadle ah		
	Nof-25	Dis-25	Jan-26
Wadarta guud ee CPI	<b>4.8%</b>	<b>5.3%</b>	<b>5.5%</b>
BANAADIR	5.2%	5.7%	5.3%
PUNTLAND	-0.3%	1.1%	2.7%
GALMUDUG	4.3%	4.4%	6.8%
HIRSHABELLE	6.3%	5.6%	5.4%
JUBALAND	5.0%	5.1%	4.3%
KOONFUR-GALBEED	9.1%	8.3%	7.3%

(a) Tixraca Puntland waa la qiyaasay

**Jaantus 7. Isbedelka boqoleyda sanadlaha ah ee heer Dowload Goboleed**



(a) Tixraca Puntland waa la qiyaasay

### War bixin Kooban ee Dhaqdhaqaaqa Billaha ah

Intii lagu jiray bishii Janaayo 2026, dhaqdhaqaaqyo hoos u dhac ah ayaa ka yimid:

- Jubaland (+6.1%): Dharka iyo Kabaha(+10.5%).
- Hirshabelle(+4.9%): Gadiidka(+29.2%).
- Galmudug(+2.1%): Cuntada iyo Cabitaanada(+4.9%).
- Puntland (+1.5%): Adeegyada waxbarashada(+6.0%).
- Banaadir (+0.5%): Madadaalada, ciyaaraha iyo dhaqanka (+13.9%).

Intii lagu jiray bishii Janaayo 2026, dhaqdhaqaaqyo hoos u dhac ah ayaa ka yimid

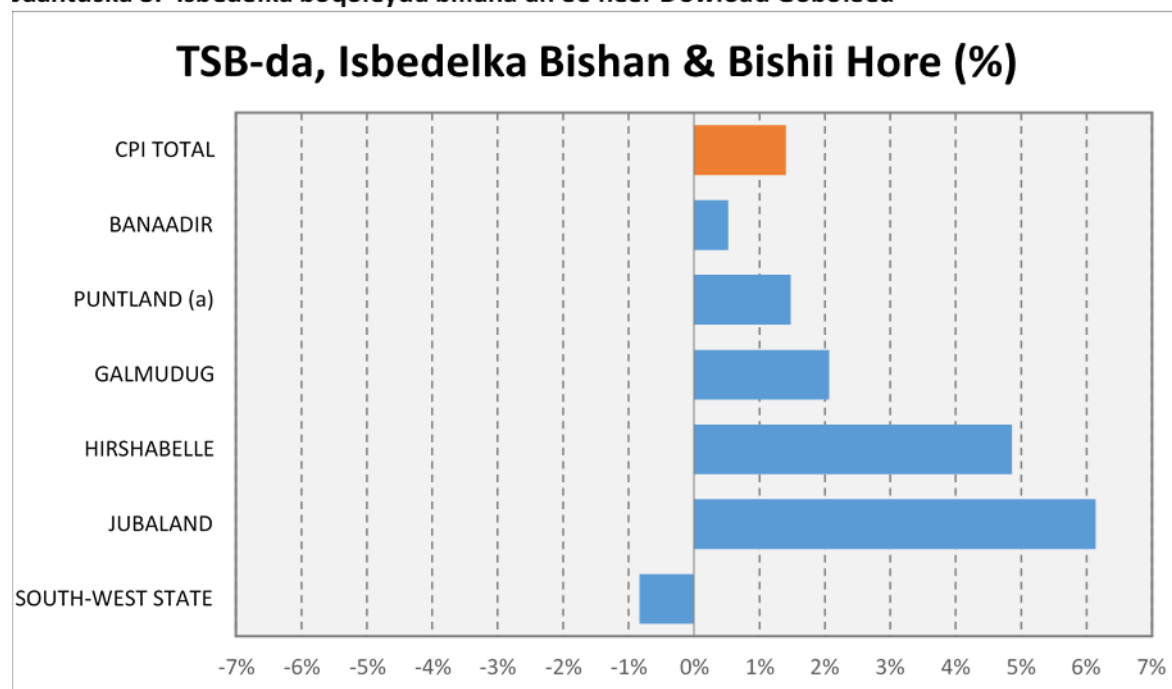
- Koonfur-Galbeed (-0.8%): Agabka, Qalabka Guryaha ay qoysasku sida Joogtada ah u isticmaalaan(-4.2%).

### Shaxda 5. Heer gobol ayaa isbeddelay boqolkiiba bishii

Gobolka	%beddel bishiiba		
	Nof-25	Dis-25	Jan-26
Wadarta guud ee CPI	0.6%	0.9%	1.4%
BANAADIR	0.5%	0.3%	0.5%
PUNTLAND	0.7%	1.2%	1.5%
GALMUDUG	-0.4%	0.4%	2.1%
HIRSHABELLE	1.0%	0.1%	4.9%
JUBALAND	0.6%	0.9%	6.1%
GOBOLKA KOONFUR-GALBEED	0.9%	0.8%	-0.8%

(a) Tixraaca Puntland waa la qiyaasay

### Jaantuska 8. Isbedelka boqoleyda billaha ah ee heer Dowload Goboleed



(a) Tixraaca Puntland waa la qiyaasey