



**SOMALI NATIONAL
BUREAU OF STATISTICS**
Federal Republic of Somalia

TUSAHA SICIRKA BADEECADAHA SOOMALIYA



FEBRAAYO 2026

Tusaha Sicirka Badeecadaha, Soomaaliya

Hordhac

Tusaha Sicirka Badeecadaha (TSB) waa tilmaame dhaqaale oo muhiim ah oo hal beeg u ah isbeddelka guud ee isugeynta boqoleyda ee sicirka tafaariiqda ee badeecadaha iyo adeegyada ay iibsadaan qoysaska Soomaaliyeed. Waxay u adeegtaa sida qiyaasta asaasiga ah ee sicir bararka, ayada oo awood u siineysa siyaasad-dejiyeyaasha, ganacsiyada, iyo cilmi-baarayaasha si ay u qiimeeyaan isbeddellada ascaarta si ay u sameeyaan go'aamo dhaqaale oo maan-gal ah. Tan iyo Janaayo 2025, TSB-da Soomaaliya ayaa la sii daayay iyadoo la tixgelinayo hal beeg cusub oo laga soo qaatay Sahan Kharashaadka Qoysaska Soomaaliya ee 2022 (SIHBS), iyadoo lagu lifaaqaayo kalasaarida cusub ee kharashka qoysaska (COICOP 2018), kana turjumeyso dhammaan Doladaha Xubnaha ka ah Dowlada Federaalka ah ee Soomaaliya. qoraal ku saabsan habraaca ayaa lagu soo bandhigi doonaa Bogga Internet-ka ee SNBS.

Tusaha Sicirka Badeecadaha (TSB) waxaa lagu qeexay sidan:

"Cabbirka celceliska Hal beega isbedelka qiimaha tafaariiqda ee ay macaamiishu ku bixiyeen agabka iyo adeegyada mudo cayiman." meelaha ugu muhimsan ee TSB-da loo adeegsan karo waxaa ka mid ah:

- Cabirka Sicir-bararka: Sicir-bararka sannadlaha ah (YoY) wuxuu isbarbar dhigayaa qiimaha hadda ee sanadkan iyo isla qiimahaas sannadkii hore, isagoo u adeegaya sida agab loogu talagalay siyaasadda lacagta iyo maaliyadda.
- Go'aan-qaadasho Dhaqaale: Waxaa isticmaala hay'adaha dawladda, ganacsiyada, iyo hay'adaha caalamiga ah si ay ugu jaan gooyaan mushaharka, qandaraasyada, iyo ka faa'iidooyinka bulshada.
- Falanqeynta Dhaqaalaha Balaaran: Waxay taageertaa qiimeynta awoodda wax iibsiga, hagaajinta qiimaha kharashka-nololeed, iyo xasiloonaada dhaqaalaha.

Hab Ururinta Qiimaha:

- Si joogta ah: Waxa loo sameeyaa toddobaadka ugu horreeya iyo kan saddexaad ee bil kasta.
- Deeganada laga soo uruuriyo: Muqdisho (Caasimadda), Dhammaan Dawladaha Xubnaha ka ah Dawladda Federaalka (FMS).
- Ashyaada ama badeecadaha: 537 shey, oo laga soo xulay Sahankii 2022 SIHBS, oo lagu kala saaray nidaamka Kala-soocidda Qaybaha Isticmaalka Qofka (COICOP) 2018 oo ka kooban 13 qaybood.

Istaatistikada Muhiimka ah

Sannadle

Laba iyo tobankii bilood ee la soo dhaafay ilaa febraayo 2026, TSB-da yaa sare u kacay 5.7%.

- Qiimaha kororka ugu weyn ee laba iyo tobankii bilood ayaa ahaa Adeegyada waxbarashada (+14.9%), Makhaayadaha iyo Adeegyada hoyga (+12.8%), Caafimaadka (+12.2%), Cuntada iyo cabitaanada (+7.8%).
- Waxaa hoos u dhacay Gaadiidka (-3.2%).
- Qiima kororka ayaa saameeyey dhamaan dowlad goboleedyada bishii Febraayo, Galmudug (+7.9%), Koonfur-Galbeed (+7.0%), Banadir (+6.0%), Hirshabeele (+5.5%), Jubaland (+5.2%) iyo Putland (+2.9%).

Bille

Tusaha Sicirka Badeecadaha (TSB) waxuu kordhay 0.1% Bisha Febraayo.

- Qiimaha kororka ugu badanaa ee bishan ayaa ahaa: Agabka, Qalabka Guryaha ay qoysasku sida Joogtada ah u isticmaalaan(+4.9%) iyo Makhaayadaha iyo Adeegyada hoyga (+3.4%).
- Waxaa hoos u dhacay Daryeelka Shakhsi ahaaneed, macluumaadka iyo isgaarinta (-3.7%) , Gaadiidka (-1.5%).
- Qiima kororka ugu badan ee dawladda goboleedyada wuxuu ka yimid Jubaland (+1.6%) halka Galmudug la diwaangaliyey hoos-u-dhac gaaraya (-1.9%).

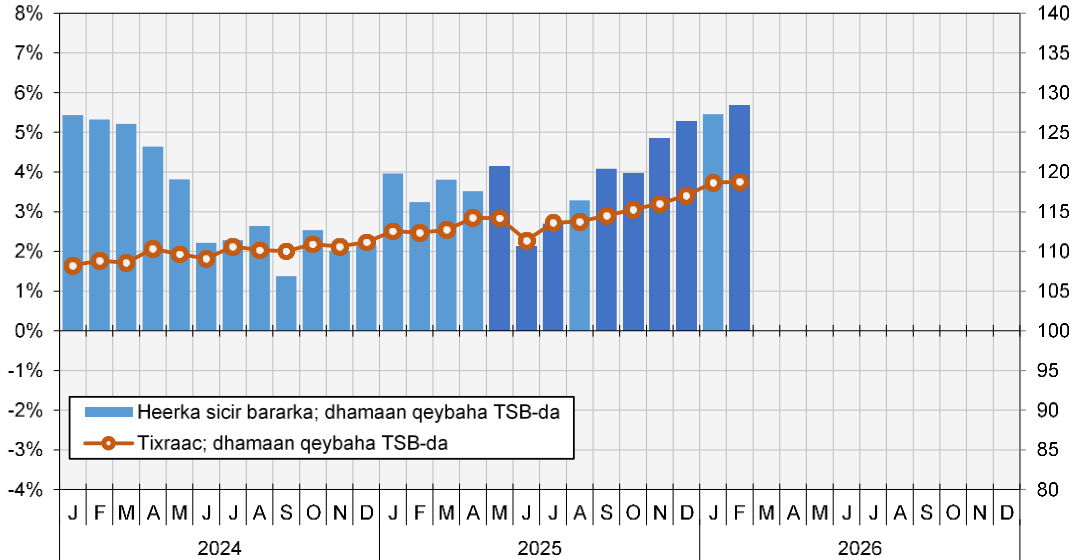
Shaxda 1. TSB, Dhaqdhaqaaqyada Sanadlaha & Billaha ah ee Soomaaliyeed (%)

	Isbedalka Billaha ah (%)	Isbedalka Sanadlaha ah (%)
Feb-26	0.1%	5.7%
Jan-26	1.4%	5.5%
Dis-25	0.9%	5.3%

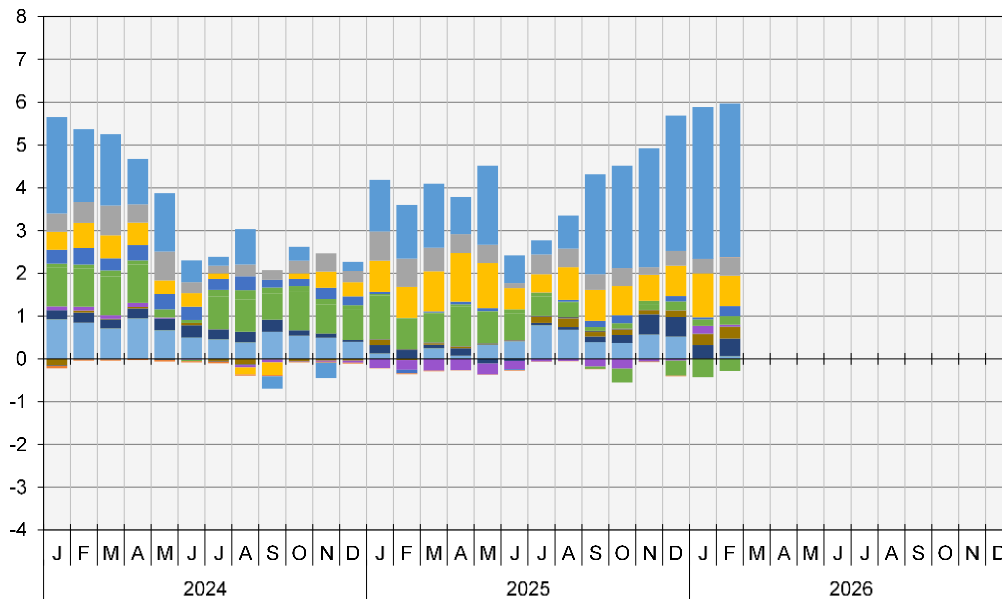
Warbixinta TSB-da ee Soomaaliyeed – Dhamaan qeybaha TSB-da

Jaantuska 1. Heerka sicir bararka marka loo eego TSB-da
Isbedelka boqoleyda ee 12 bilood

Tixraaca TSB-da
Mudada Tixraaca = 2022



Jaantus 2. qeybaha ka qeyb qaata (%) heerka sicir bararka (heerka qeybinta)



- 01 - CUNTO IYO CABITAANNADA
- 02 - TUBAAKADDA
- 03 - DHARKA IYO KABAHA
- 04 - GURYAHA, BIYAHA, KORONTADA, GAASKA IYO SHIDAALKA KALE
- 05 - AGABKA, AGABKA GURIGA IYO DAYACTIRKA GURIGA EE JOOGTADA AH...
- 06 - CAAFIMAADKA
- 07 - GAADIIDKA
- 08 - MACLUUMAADKA IYO ISGAARINTA
- 09 - HAWA BEDELESHO, CIYAARAHA IYO DHAQANKA
- 10 - ADEEGYADA WAXBARASHADA
- 11 - MAQAAYADAH IYO ADEEGYADA HOYGA
- 12 - CAYMISKA IYO ADEEGYADA MAALIYADA
- 13 - DARYEELKA SHAKHSIGA AH, DARYEELKA BULSHADA IYO ADEEGYADA YAR YAR...

War bixin Kooban ee Dhaqdhaqaaqa Sannadlaha ah

Muddo 12 bilood ah ilaa Febraayo 2026, TSB-da ayaa sare u kacay 5.7%.

Qiimo kororka ugu weyn Laba iyo tobankii bilood ee la soo dhaafay ayaa ahaa:

- Adeegyada waxbarashada (+14.9%): xiliga caruurnimada, waxbarashada dugsiga hoose (+16.8%).
- Makhaayadaha iyo Adeegyada hoyga: (+12.8%): Adeegyada Makhaayadaha(+14.3%).
- Caafimaadka(+12.2%): adeega daryeelka bukaan jiifka (+22.1%); Daawooyin iyo Adeegyada Caafimaadka(+18.7%).

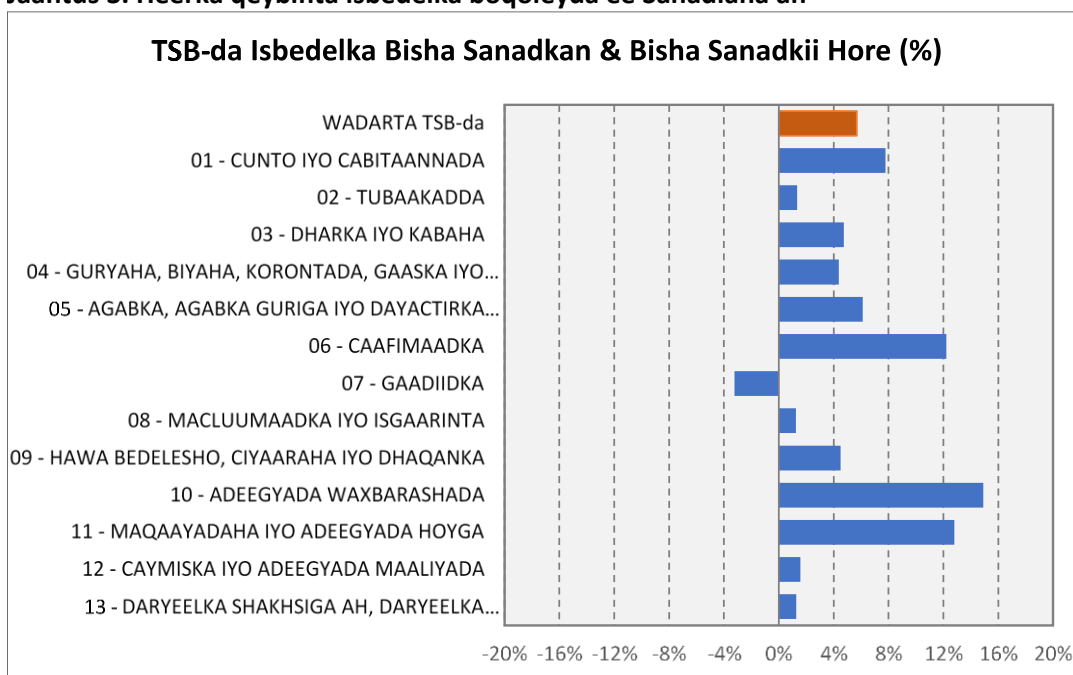
Hoos u dhaca ugu weyn Laba iyo tobankii bilood ee la soo dhaafay ayaa ahaa:

- Gadiidka(-3.2%): Adeegyada rakaabka Gaadiidka (-7.6%).

Shaxda 2. boqolkiiba isbeddelka heerka qaybta sannadlaha ah

Qaybinta	% - isbeddel sannadle ah		
	Dis-25	Jan-26	Feb-26
WADARTA GUUD EE TSB-da	5.3%	5.5%	5.7%
01 - CUNTO IYO CABITAANNADA	6.8%	7.7%	7.8%
02 - TUBAAKADDA	-2.5%	0.2%	1.3%
03 - DHARKA IYO KABAHA	4.0%	3.8%	4.7%
04 - GURYAHA, BIYAHA, KORONTADA, GAASKA IYO SHIDAALKA KALE	4.3%	6.4%	4.4%
05 - AGABKA, AGABKA GURIGA IYO DAYACTIRKA GURIGA EE JOOGTADA AH...	3.1%	1.2%	6.1%
06 - ADEEGA CAAFIMAADKA	12.5%	9.4%	12.2%
07 - GAADIIDKA	-3.9%	-4.7%	-3.2%
08 - MACLUUMAADKA IYO ISGAARINTA	-1.3%	5.6%	1.2%
09 – HAWA BEDELESHO, CIYAARAHA IYO DHAQANKA	2.8%	5.5%	4.5%
10 - ADEEGYADA WAXBARASHADA	8.6%	14.3%	14.9%
11 - MAQAAYADAHA IYO ADEEGYADA HOYGA	14.9%	10.0%	12.8%
12 - CAYMISKA IYO ADEEGYADA MAALIYADA	1.6%	1.5%	1.6%
13 - DARYEELKA SHAKHSIGA AH, DARYEELKA BULSHADA IYO ADEEGYADA YAR YAR...	10.9%	0.0%	1.3%

Jaantus 3. Heerka qeybinta isbedelka boqoleyda ee Sanadlaha ah



Warbixin Kooban ee Dhaqdhaqaaqa Billaha ah

TSB-da ayaa bishan sare u kacday 0.1% intii lagu jiray bishii Febraayo 2026.

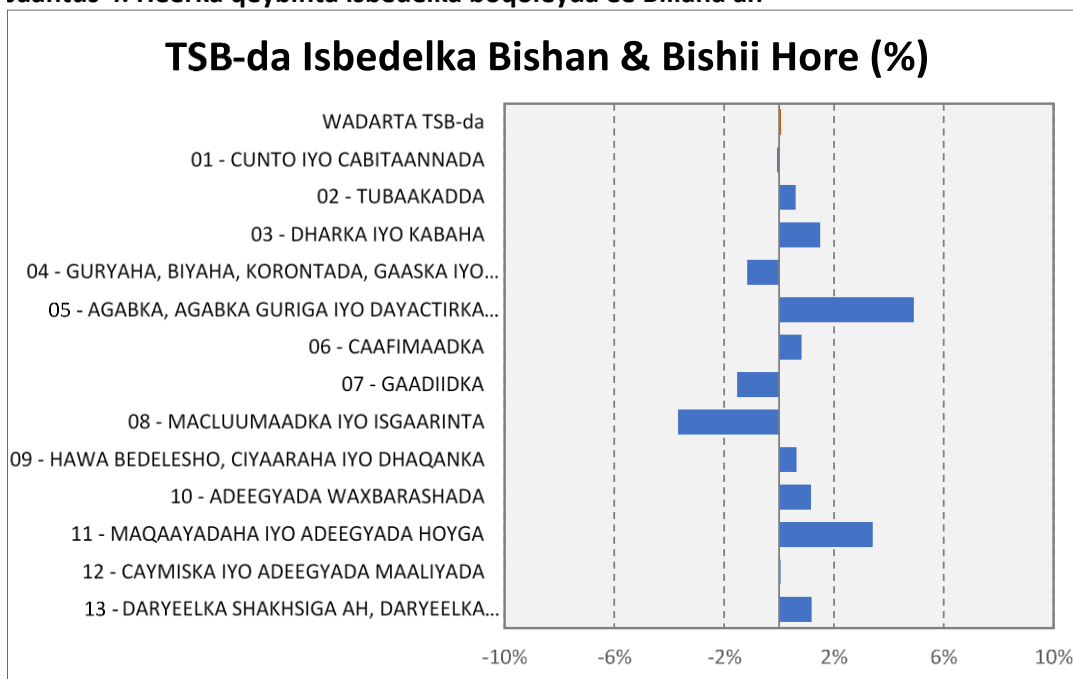
Dhaqdhaqaaqyada sare u kac ee ugu badan ayaa ka yimid:

- Agabka, Qalabka Guryaha ay qoysasku sida Joogtada ah u isticmaalaan (+4.9%): Alaabaha iyo Adeegyada Dayactirka Joogtada ah ee Guriga (+9.2%).
- Maqaayadaha iyo Adeegyada Hoyga(+3.4%): Adeegyada Hoyga (+4.0%); Adeegyada Maqaayadaha(+3.3%). Hoos u dhaca ugu weyn bishan ayaa ahaa
- macluumaadka iyo isgaarinta(-3.9%): Adeegyada macluumaadka iyo isgaarinta (-5.4%),agabka macluumaadka iyo isgaarinta (+0.4%).
- Gadiidka(-1.5%): Adeegyada rakaabka Gaadiidka (-1.9%).

Shaxda 3. heerka qaybta boqolkiiba isbeddelka bishii

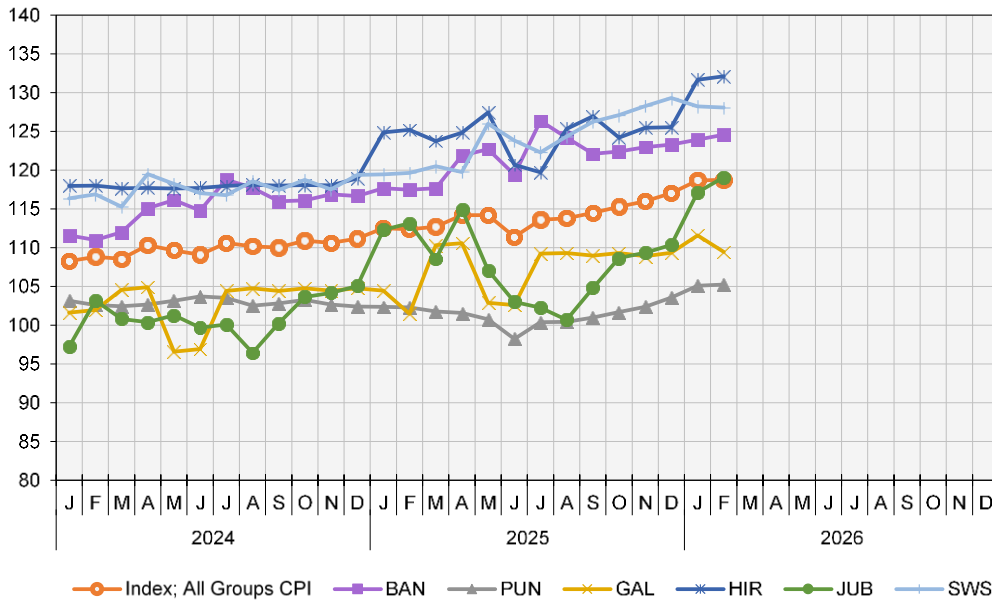
Qaybinta	%beddel bishiiba		
	Dis-25	Jan-26	Feb-26
Wadarta guud ee CPI	0.9%	1.4%	0.1%
01 - CUNTO IYO CABITAANNADA	1.8%	1.9%	-0.1%
02 - TUBAAKADDA	-1.0%	0.7%	0.6%
03 - DHARKA IYO KABAHA	1.9%	2.7%	1.5%
04 - GURYAHA, BIYAHA, KORONTADA, GAASKA IYO SHIDAALKA KALE	1.3%	1.3%	-1.2%
05 - AGABKA, AGABKA GURIGA IYO DAYACTIRKA GURIGA EE JOOGTADA AH...	2.1%	-1.0%	4.9%
06 - ADEEGA CAAFIMAADKA	6.2%	-2.4%	0.8%
07 - GAADIIDKA	-4.9%	2.1%	-1.5%
08 - MACLUUMAADKA IYO ISGAARINTA	-0.3%	0.3%	-3.7%
09 - HAWA BEDELESHO, CIYAARAHA IYO DHAQANKA	-0.9%	4.7%	0.6%
10 - ADEEGYADA WAXBARASHADA	3.7%	6.4%	1.2%
11 - MAQAAYADAHA IYO ADEEGYADA HOYGA	-1.2%	0.5%	3.4%
12 - CAYMISKA IYO ADEEGYADA MAALIYADA	0.3%	0.6%	0.1%
13 - DARYEELKA SHAKHSIGA AH, DARYEELKA BULSHADA IYO ADEEGYADA YAR YAR...	-1.8%	-3.5%	1.2%

Jaantus 4. Heerka qeybinta isbedelka boqoleyda ee Billaha ah



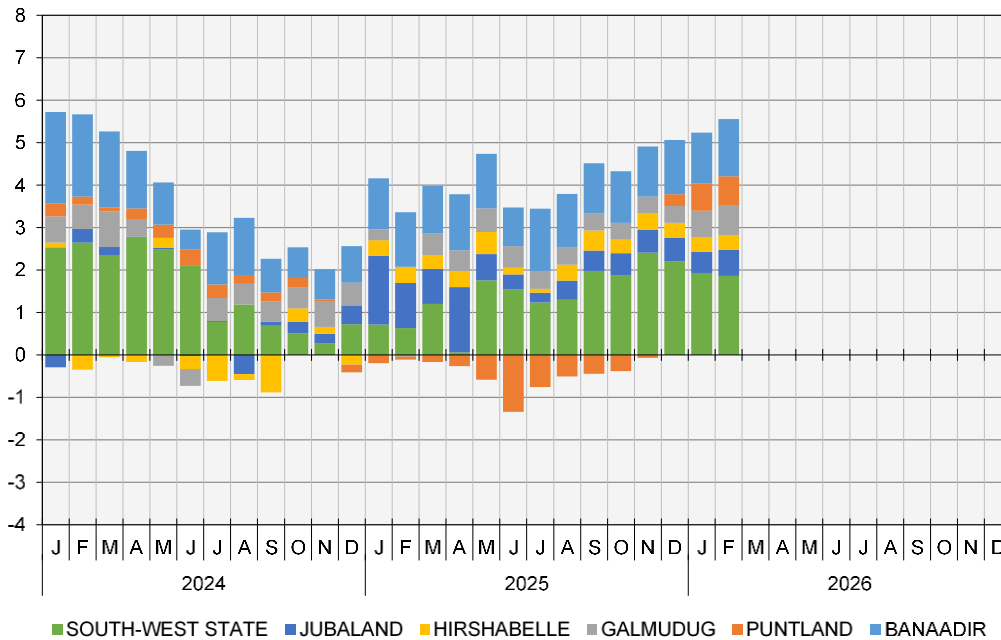
WARBIXINTA TSB-DA SOOMAALIYEED – ISBARBARDHIGA DOWLAD GOBOLEEDYADA

Jaantuska 5. Tixraacyada TSB-da ee heer dowlad goboled (a)
Mudada Tixraca = 2022



(a) Tixraaca Puntland waa la qiyaasa

Jaantuska 6. Qeybhaha ka qeybqaata (%) Heerka sicir bararka (Heer Dowlad Goboled) (a)



War bixin Kooban ee Dhaqdhaqaaqa Sanadlaha ah

- Mudada 12 bilood ee la soo dhaafay ilaa febraayo 2026 TSB-da, dhaqdhaqaaqyo sare u kac ah ayaa ka yimid
- Galmudug (+7.9%): Cuntada iyo Cabitaanada(+12.1), Caafimaadka (+11.2%).
- Koofur galbeed (+7.0%): Caafimaadka (+18.3%),Cuntada iyo Cabitaanada(+12.7%).
- Banaadir (+6.0%): Adeegyada Waxbarashada (+33.1%), Makhaayadaha iyo Adeegyada hoyga (+13.1%), aydoo ay hoos u dhaceen Daryeelka Shakhsi ahaaneed, Ilaalinta Bulshada, Alaabaha Adeegayada yar yar (-18.5%).
- Hirshabelle (+5.5%):Daryeelka Shakhsi ahaaneed, Ilaalinta Bulshada, Alaabaha Adeegayada yar yar (+59.5%), Gadiidka(+50.1%)
- Jubaland (+5.2%): Caafimaadka (+24.6), Makhaayadaha iyo Adeegyada hoyga (+19.8%), Cuntada iyo Cabitaanada(+11.8%), aydoo ay hoos u dhaceen Gadiidka (-23.6%)
- Putland (+2.9%): Cuntada iyo Cabitaanada (+22.8%).

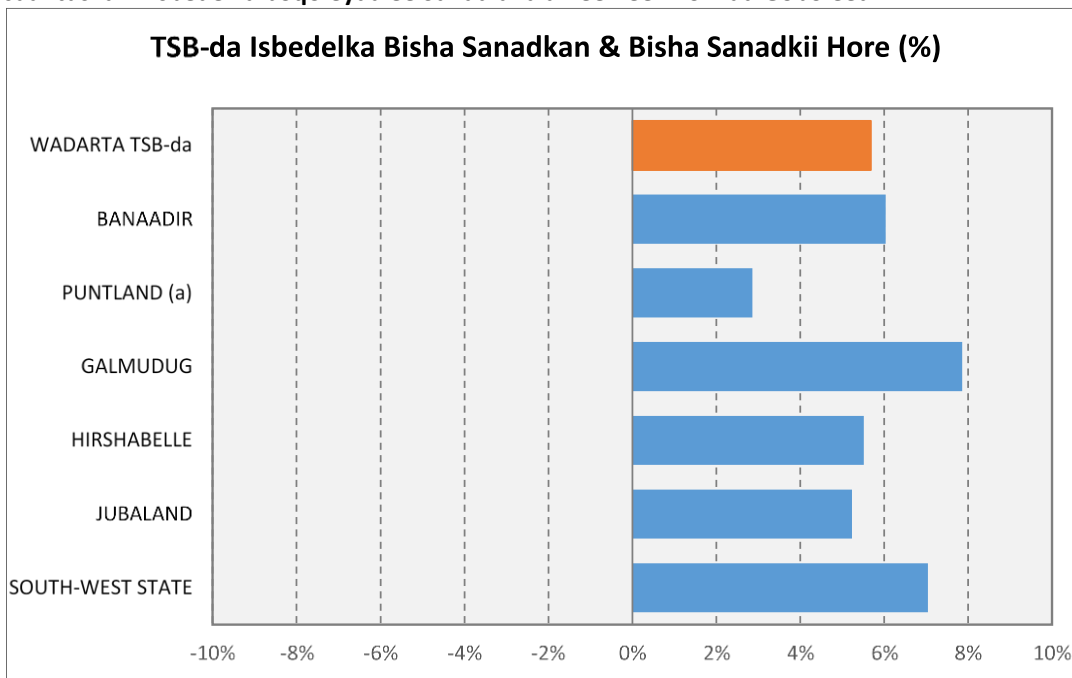
Intii lagu jiray bishii Febraayo 2026, ma jirin wax dhaqdhaqaaqyo taban ah.

Shaxda 4. Boqolkiiba isbeddelka heerka gobolka

Gobolka	% - isbeddel sannadle ah		
	Dis-25	Jan-26	Feb-26
Wadarta guud ee CPI	4.8%	5.5%	5.7%
BANAADIR	5.7%	5.3%	6.0%
PUNTLAND	1.1%	2.7%	2.9%
GALMUDUG	4.4%	6.8%	7.9%
HIRSHABELLE	5.6%	5.4%	5.5%
JUBALAND	5.1%	4.3%	5.2%
KOONFUR-GALBEED	8.3%	7.3%	7.0%

(a) Tixraaca Puntland waa la qiyaasay

Jaantuska 7. isbedelka boqoleyda ee Sanadlaha ah ee heer Dowlad Goboleed



(a) Tixraaca Puntland waa la qiyaasay

War bixin Kooban ee Dhaqdhaqaaqa Billaha ah

Intii lagu jiray bishii Febraayo 2026, dhaqdhaqaaqyo hoos u dhac ah ayaa ka yimid:

- Jubaland (+1.6%): Agabka, Qalabka Guryaha ay qoysasku sida Joogtada ah u isticmaalaan(+9.4%).
- Banaadir (+0.5%): Daryeelka Shakhsi ahaaneed, Ilaalinta Bulshada, Alaabaha iyo Adeegyada yar yar(+8.2%).
- Hirshabelle(+0.4%): Agabka, Qalabka Guryaha ay qoysasku sida Joogtada ah u isticmaalaan(+24.6%) aydoo ay hoos u dhaceen macluumaadka iyo isgaarinta(-30.1%).
- Puntland (+0.1%): Makhaayadaha iyo Adeegyada hoyga (+8.3%).
- Banaadir (+0.5%): Madadaalada, ciyaaraha iyo dhaqanka (+13.9%).

Intii lagu jiray bishii Febraayo 2026, dhaqdhaqaaqyo hoos u dhac ah ayaa ka yimid

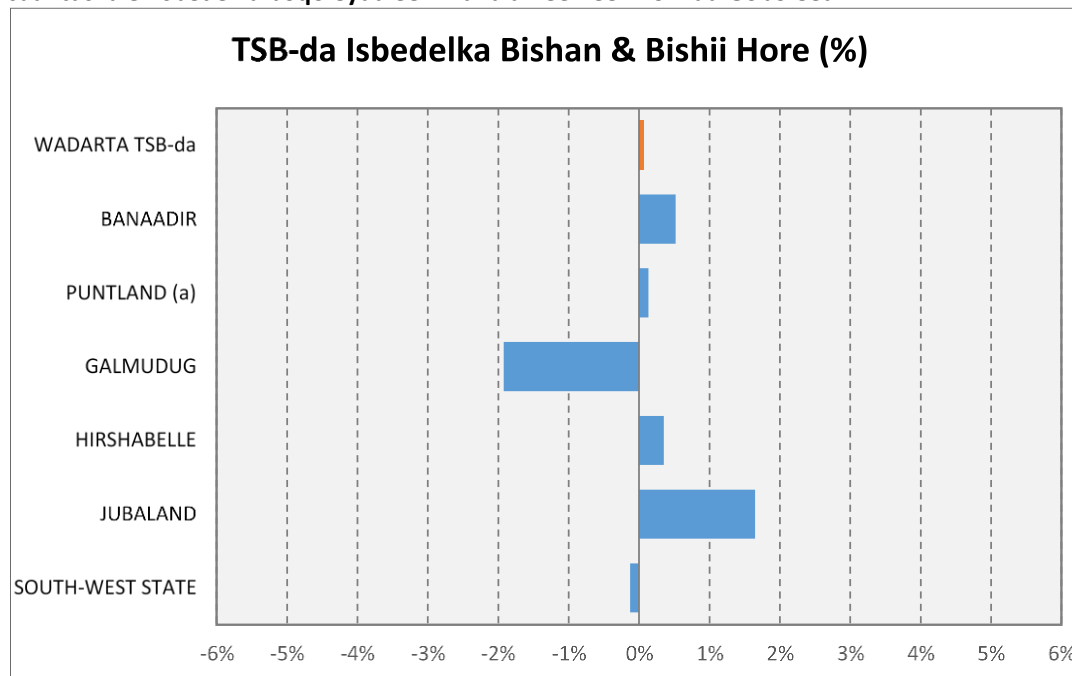
- Galmudug(-1.9%): Cuntada iyo Cabitaanada(-5.1%).
- Koonfur-Galbeed (-0.1%): Adeegyada waxbarashada (-3.8%).

Shaxda 5. Heer gobol ayaa isbeddelay boqolkiiba bishii

Gobolka	%beddel bishiiba		
	Dis-25	Jan-26	Feb-26
Wadarta guud ee CPI	0.9%	1.4%	0.1%
BANAADIR	0.3%	0.5%	0.5%
PUNTLAND	1.2%	1.5%	0.1%
GALMUDUG	0.4%	2.1%	-1.9%
HIRSHABELLE	0.1%	4.9%	0.4%
JUBALAND	0.9%	6.1%	1.6%
GOBOLKA KOONFUR-GALBEED	0.8%	-0.8%	-0.1%

(b) Tixraaca Puntland waa la qiyaasay

Jaantuska 8. isbedelka boqoleyda ee Billaha ah ee heer Dowlad Goboleed



(a) Tixraaca Puntland waa la qiyaasey