



**SOMALI NATIONAL  
BUREAU OF STATISTICS**  
Federal Republic of Somalia

# TUSAHA SICIRKA BADEECADAHA SOOMALIYA



## OKTOOBAR 2025

# Tusaha Sicirka Badeecadaha, Soomaaliya

## Hordhac

Tusaha Sicirka Badeecadaha (TSB) waa tilmaame dhaqaale oo muhiim ah oo hal beeg u ah isbeddelka guud ee isugeynta boqoleyda ee sicirka tafaariiqda ee badeecadaha iyo adeegyada ay iibsadaan qoysaska Soomaaliyeed. Waxay u adeegtaa sida qiyaasta asaasiga ah ee sicir bararka, ayada oo awood u siineysa siyaasad-dejiyeyaasha, ganacsiyada, iyo cilmi-baarayaasha si ay u qiimeeyaan isbeddellada ascaarta si ay u sameeyaan go'aamo dhaqaale oo maan-gal ah. Tan iyo Janaayo 2025, TSB-da Soomaaliya ayaa la sii daayay iyadoo la tixgelinayo hal beeg cusub oo laga soo qaatay Sahan Kharashaadka Qoysaska Soomaaliya ee 2022 (SIHBS), iyadoo lagu lifaaqaayo kalasaarida cusub ee kharashka qoysaska (COICOP 2018), kana turjumeyso dhammaan Doladaha Xubnaha ka ah Dowlada Federaalka ah ee Soomaaliya. qoraal ku saabsan habraaca ayaa lagu soo bandhigi doonaa Bogga Internet-ka ee SNBS.

### Tusaha Sicirka Badeecadaha (TSB) waxaa lagu qeexay sidan:

"Cabbirka celceliska Hal beega isbedelka qiimaha tafaariiqda ee ay macaamiishu ku bixiyeen agabka iyo adeegyada mudo cayiman." meelaha ugu muhimsan ee TSB-da loo adeegsan karo waxaa ka mid ah:

- Cabirka Sicir-bararka: Sicir-bararka sannadlaha ah (YoY) wuxuu isbarbar dhigayaa qiimaha hadda ee sanadkan iyo isla qiimahaas sannadkii hore, isagoo u adeegaya sida agab loogu talagalay siyaasadda lacagta iyo maaliyadda.
- Go'aan-qaadasho Dhaqaale: Waxaa isticmaala hay'adaha dawladda, ganacsiyada, iyo hay'adaha caalamiga ah si ay ugu jaan gooyaan mushaharka, qandaraasyada, iyo ka faa'iidooyinka bulshada.
- Falanqeynta Dhaqaalaha Balaaran: Waxay taageertaa qiimeynta awoodda wax iibsiga, hagaajinta qiimaha kharashka-nololeed, iyo xasiloona dhaqaalaha.

### Hab Ururinta Qiimaha:

- Si joogta ah: Waxa loo sameeyaa toddobaadka ugu horreeya iyo kan saddexaad ee bil kasta.
- Deeganada laga soo uruuriyo: Muqdisho (Caasimadda), Dhammaan Dawladaha Xubnaha ka ah Dawladda Federaalka (FMS).
- Ashyaada ama badeecadaha: 537 shey, oo laga soo xulay Sahankii 2022 SIHBS, oo lagu kala saaray nidaamka Kala-soocidda Qaybaha Isticmaalka Qofka (COICOP) 2018 oo ka kooban 13 qaybood.

### Istaatistikada Muhiimka ah

#### Sannadle

Laba iyo tobankii bilood ee la soo dhaafay ilaa ootoober2025, TSB-da yaa sare u kacay 3.9%.

- Qiimaha kororka ugu weyn ee laba iyo tobankii biloodayaa ahaa Madadaalada, Ciyaaraha iyo Dhaqanka (+8.3%), Daryeelka Shakhsi ahaaneed, Ilaalinta Bulshada iyo Alaabaha iyo Adeegyada yar yar (+7.5%), Adeegyada waxbarashada (+7.0%), Caafimaadka (+6.6%), Cuntada iyo cabitaanada iyo Makhaayadaha iyo Adeegyada hoyga ( labadaba +5.3%)
- Waxaa hoos u dhacay Macluumaadka iyo Isgaarsiinta (-6.6%), Gaadiidka (-3.6%).
- Qiima kororka ayaa saameeyey dowlad goboleedyada intooda badan bishii Oktoober, Koonfur-Galbeed (+7.0%),Banadir (+5.4%), Hirshabeele (+5.1%), Jubaland (+4.8%), Galmudug (+4.3%).
- Hoos u dhac yar ee Putland (-3.3%) ayaa saameyn yeeshay sababo la xariira miisaankiisa weyn.

#### Bille

Tusaha Sicirka Badeecadaha (TSB) waxuu kordhay 0.8% bishan.

- Qiimaha kororka ugu weyn ee bishan ayaa ahaa Guryaha, Biyaha, Korontada, Gaaska iyo Shidaalka kale (+1.4%), Makhaayadaha iyo adeegyada hoyga (+1.2%), Agabka, Qalabka Guriga ay qoysasu sida Joogtada ah u isticmaalaan (+1.1%), Dharka iyo Kabaha(+0.9%) , Cuntada iyo cabitaanada (+0.8%).
- Qiima kororka ugu badan ee dawlad goboleedyada wuxuu ka yimid Jubaland (+3.6%) iyo Galmudug(+1.2%)

Shaxda 1. TSB, Dhaqdhaqaaqyada Sanadlaha & Billaha ah ee Soomaaliyeed (%)

	Isbedalka Billaha ah (%)	Isbedalka Sanadlaha ah (%)
Okt-25	0.8%	3.9%
Seb-25	0.6%	3.9%
ogost-25	0.1%	3.2%

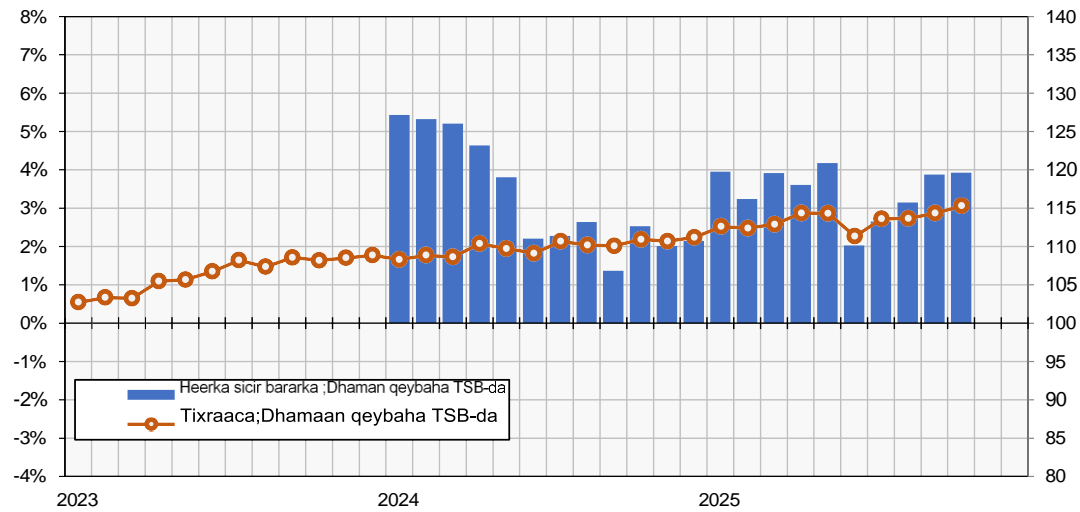
Warbixinta TSB-da ee Soomaaliyeed – Dhamaan qeybaha TSB-da

Jaantuska 1. Heerka sicir bararka marka loo eego TSB-da

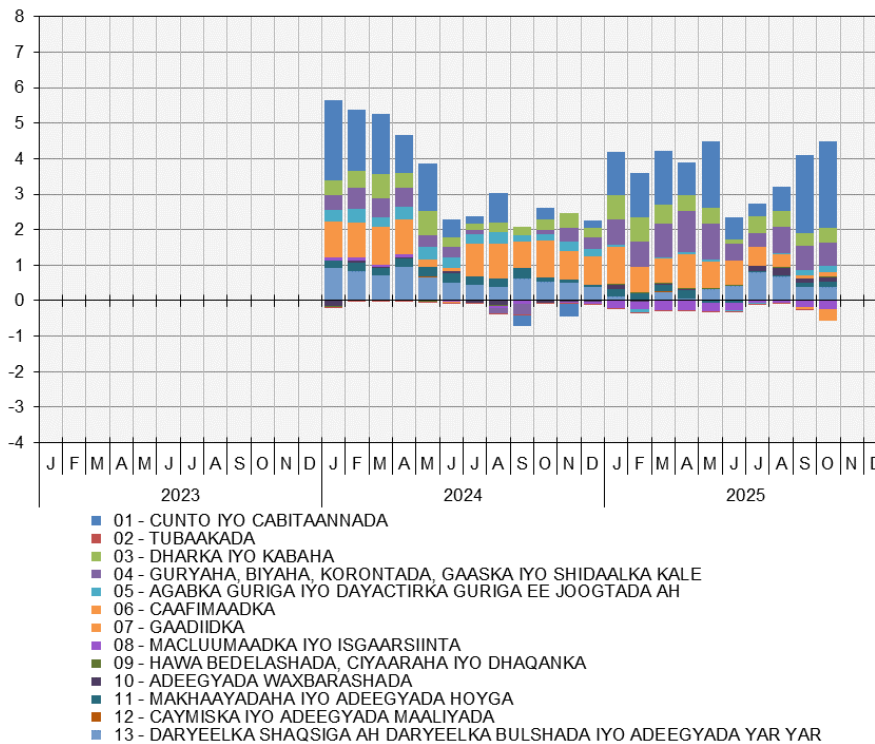
isbedalka boqoleyda ee 12 bilood

Tixraaca TSB-da

Mudada Tixraaca = 2022



Jaantuska 2. Qeybaha ka qeybqaata (%) heerka sicir bararka (heerka qeybinta)



**War bixin Kooban ee Dhaqdhaqaaqa Sannadlaha ah**

Muddo 12 bilood ah ilaa Oktoober 2025, TSB-da ayaa sare u kacay 3.9%.

Qiimo kororka ugu weyn ee Laba iyo tobankii bilood ee la soo dhaafay ayaa ahaa:

Madadaalada, ciyaarta iyo dhaqanka (+8.3%): Madadaalada (+11.90%).

- Daryeelka Shakhsi ahaaneed, Ilaalinta Bulshada, Alaabooyinka iyo Adeegyada yar yar (+7.5%): Daryeelkashaqsiga (+8.36%),Agabka kale ee shaqsiga u gaarka ah(+4.91%).
- Adeegyada waxbarashada (+7.0%): Waxbarashada Hore ee Carruurnimada iyo Dugsiga Hoose (+8.41%);Waxbarashada aan lagu qeexin heer (+8.78%).
- Caafimaadka (+6.6%):adeega daryeelka bukaan jiifka (+21.22%); Daawooyin iyo Adeegyada Caafimaadka(+11.18%).
- Cuntada iyo cabitaanada (+5.3%):Cunto (+5.67%), Cabbitaannada ayaa hoos u dhacy (-4.49%).

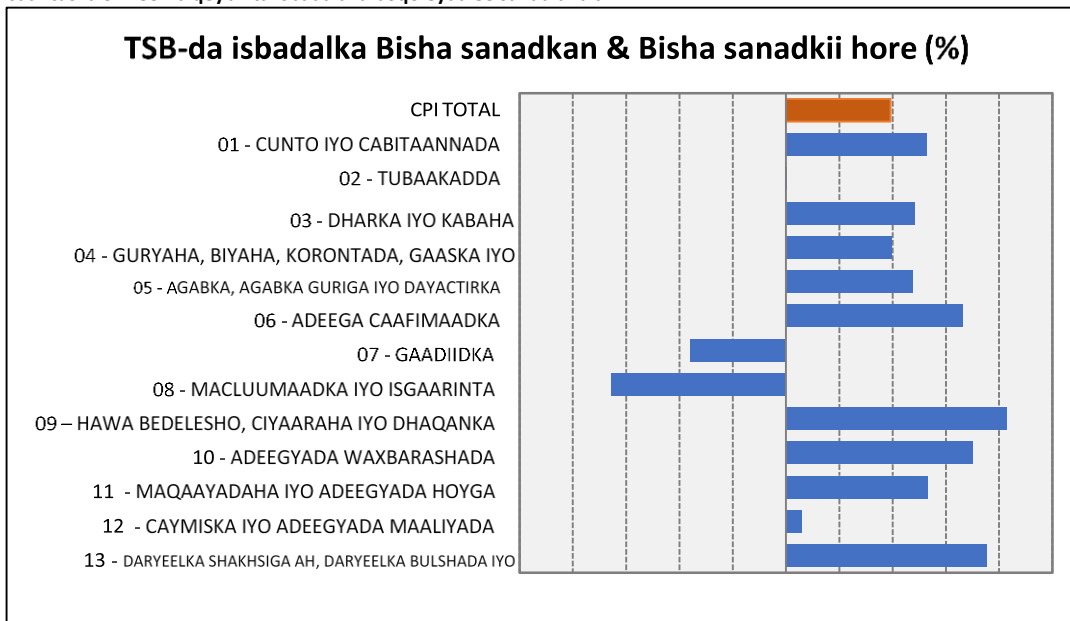
Hoos u dhaca ugu weyn Laba iyo tobankii bilood ee la soo dhaafay ayaa ahaa:

- Macluumaadka iyo Isgaarsiinta (-6.6%): Macluumaadka iyo Qalabka isgaarsiinta (-16.35%)..
- Gaadiidka(-3.6%): Adeegyada rarista alaabooyinka (-6.27%).

**Shaxda 2. boqolkiiba isbeddelka heerka qaybta sannadlaha ah**

Qaybinta	% - isbeddel sannadle ah		
	ogot-25	Seb-25	Okt-25
WADARTA GUUD EE TSB-da	3.2%	3.9%	3.9%
01 - CUNTO IYO CABITAANNADA	1.5%	4.8%	5.3%
02 - TUBAAKADDA	-2.1%	-0.4%	0.0%
03 - DHARKA IYO KABAHA	5.1%	4.2%	4.8%
04 - GURYAHA, BIYAHA, KORONTADA, GAASKA IYO SHIDAALKA KALE	4.5%	4.3%	4.0%
05 - AGABKA, AGABKA GURIGA IYO DAYACTIRKA GURIGA EE JOOGTADA AH...	1.0%	3.6%	4.8%
06 - ADEEGA CAAFIMAADKA	0.9%	4.5%	6.6%
07 - GAADIIDKA	3.6%	-0.6%	-3.6%
08 - MACLUUMAADKA IYO ISGAARINTA	-1.4%	-5.2%	-6.6%
09 – HAWA BEDELESHO, CIYAARAHA IYO DHAQANKA	11.1%	7.1%	8.3%
10 - ADEEGYADA WAXBARASHADA	11.8%	6.0%	7.0%
11 - MAQAAYADAHA IYO ADEEGYADA HOYGA	1.3%	3.4%	5.3%
12 - CAYMISKA IYO ADEEGYADA MAALIYADA	-0.2%	0.7%	0.6%
13 - DARYEELKA SHAKHSIGA AH, DARYEELKA BULSHADA IYO ADEEGYADA YAR YAR...	14.8%	7.9%	7.5%

**Jaantuska 3. Heerka qeybinta isbadalaka boqoleyda ee sanadlaha ah**



**Warbixin Kooban ee Dhaqdhaqaaqa Billaha ah**

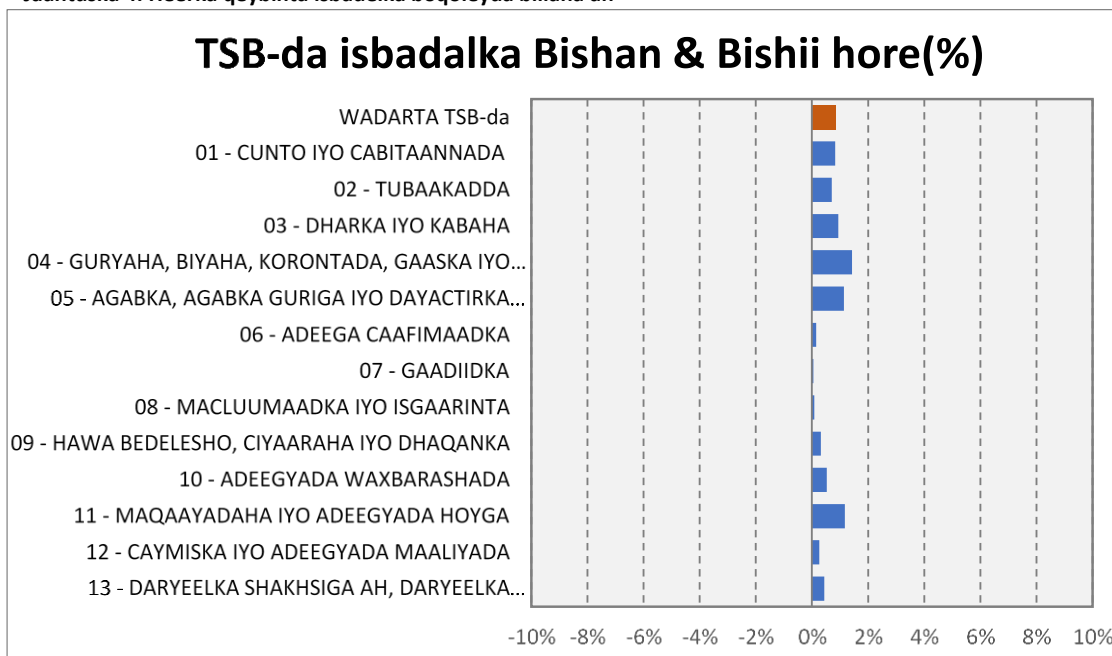
TSB-da ayaa bishan ayaa sare u kacay 0.8%. Sare u kaca ugu balaaran ayaa ka yimid: Guryaha, Biyaha, Korontada, Gaaska iyo Shidaalka kale (+1.4%); Korontada, (+1.89%); Biyaha (+1.68%).

Makhaayadaha iyo Adeegyada hoyga(+1.2%):adeega cuntada iyo cabitaanka(+0.99%),Adeega hoyga (+1.99%). Agabka, Qalabka Guriga ay qoysasku sida Joogtada ah u isticmaalaan(+1.1%): Alaabooyinka iyo adeegyada qoysasku sida Joogtada ah u isticmaalaan(+1.82%); Qalabka Guriga iyo beeraha (+2.83%) Cuntada iyo cabitaanada (+0.8%):Cuntada(+0.86%),Cabbitaannada (+0.09%).

Heerka qaybaha COICOP 2018 bishan ma jirin wax hoos-u-dhac ah.

**Shaxda 3. heerka qaybta boqolkiiba isbeddelka bishii**

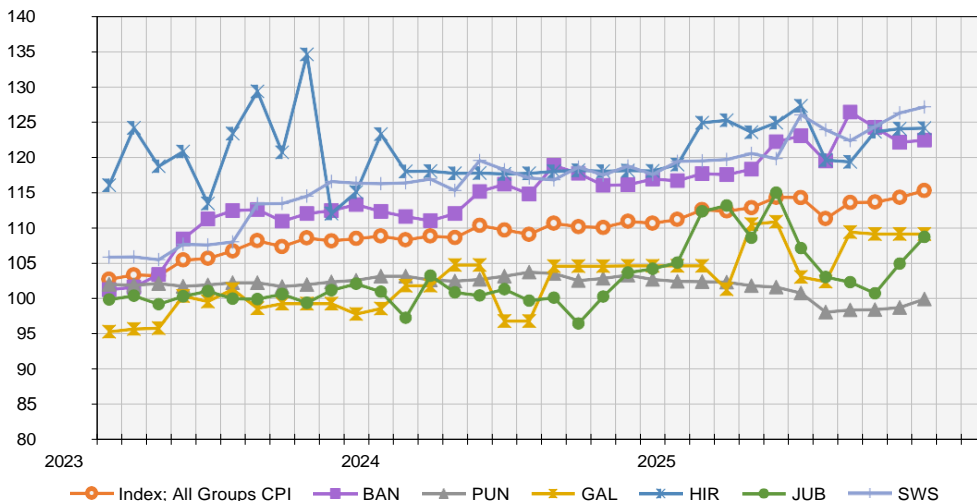
Qaybinta	%beddel bishiiba		
	ogost-25	Seb-25	Okt-25
Wadarta guud ee CPI	0.1%	0.6%	<b>0.8%</b>
01 - CUNTO IYO CABITAANNADA	0.9%	2.1%	<b>0.8%</b>
02 - TUBAAKADDA	0.6%	1.3%	<b>0.7%</b>
03 - DHARKA IYO KABAHA	-0.4%	-0.5%	<b>0.9%</b>
04 - GURYAHA, BIYAHA, KORONTADA, GAASKA IYO SHIDAALKA KALE	0.2%	0.2%	<b>1.4%</b>
05 - AGABKA, AGABKA GURIGA IYO DAYACTIRKA GURIGA EE JOOGTADA AH...	1.1%	1.0%	<b>1.1%</b>
06 - ADEEGA CAAFIMAADKA	0.4%	1.1%	<b>0.2%</b>
07 - GAADIIDKA	-1.4%	-5.4%	<b>0.1%</b>
08 - MACLUUMAADKA IYO ISGAARINTA	-0.4%	-2.9%	<b>0.1%</b>
09 - HAWA BEDELESHO, CIYAARAHA IYO DHAQANKA	-0.4%	1.3%	<b>0.3%</b>
10 - ADEEGYADA WAXBARASHADA	-1.7%	0.1%	<b>0.5%</b>
11 - MAQAAYADAHA IYO ADEEGYADA HOYGA	0.0%	3.2%	<b>1.2%</b>
12 - CAYMISKA IYO ADEEGYADA MAALIYADA	-2.9%	0.6%	<b>0.3%</b>
13 - DARYEELKA SHAKHSIGA AH, DARYEELKA BULSHADA IYO ADEEGYADA YAR YAR...	-4.2%	1.1%	<b>0.4%</b>

**Jaantuska 4. Heerka qeybinta isbadelka boqoleyda billaha ah**

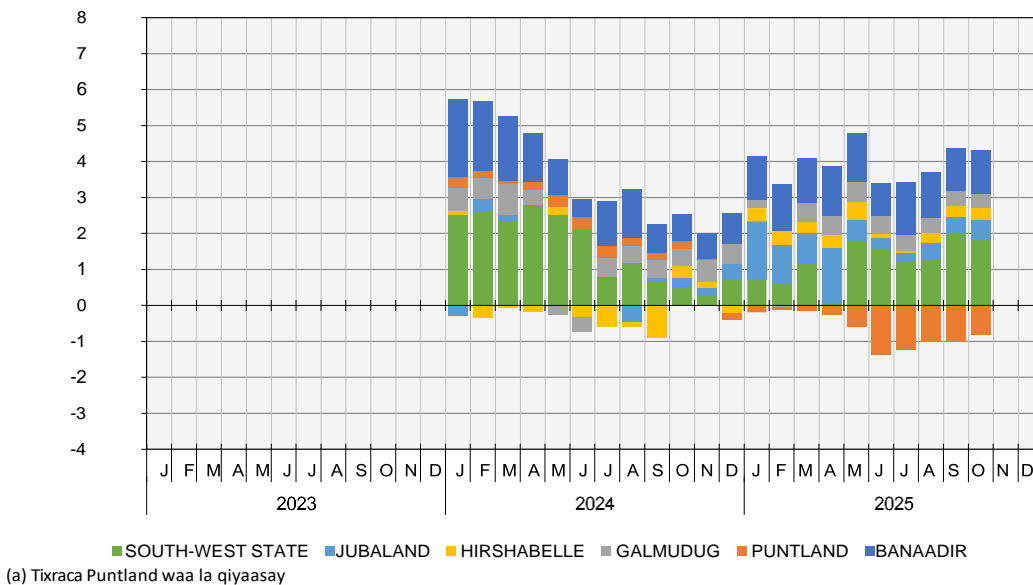
**WARBIXINTA TSB-DA SOOMAALIYEED – ISBARBARDHIGA DOWLAD GOBOLEEDYADA.**

**Jaantuska 5. Tixraaca TSB-da ee dowlad goboleedyada(a)**

Mudada tixraaca = 2022



**Jaantuska 6. Qeybaha ka qeybqaata (%) heerka sicir bararka (qeybin heer dowlad goboleed)(a)**



(a) Tixraaca Puntland waa la qiyaasay

**War bixin Kooban ee Dhaqdhaqaaqa Sanadlaha ah**

- Mudada 12 bilood ee la soo dhaafay ilaa oktoober 2025 TSB-da, dhaqdhaqaaqyo sare u kac ah ayaa ka yimid
- Koofur galbeed (+7.0%):Madadaalada, Ciyaarta iyo Dhaqanka (+32.86%), iyo Cuntada iyo Cabitaanada(+11.10%).
- Banaadir (+5.4%): Adeegyada Waxbarashada (+14.73%), Agabka, Qalabka Guriga ay qoysasu sida Joogtada ah u isticmaalaan (+13.35%) , Makhaayadaha iyo Adeegyada hoyga (+13.22%) ,aydoo ay hoos u dhaceen Warfaafinta iyo Isgaarsiinta (-25.10%).
- Hirshabelle (+5.1%): Makhaayadaha iyo Adeegyada hoyga (+45.19%), Daryeelka Shakhsi ahaaneed, Ilaalinta Bulshada iyo Adeegayada yar yar (+41.38%).
- Jubaland (+4.8%): Makhaayadaha iyo Adeegyada hoyga (+35.25%),Guryaha, Biyaha, Korontada, Gaaska iyo Shidaalka kale(+16.17%), Dharka iyo Kabaha (+10.04%),aydoo Gadiidku hoos u dhacay (-15.74%).
- Galmudug (+4.3%):Caafimaadka (+10.58%),Daryeelka Shakhsi ahaaneed, Ilaalinta Bulshada iyo Adeegayada yar yar(+7.10%).

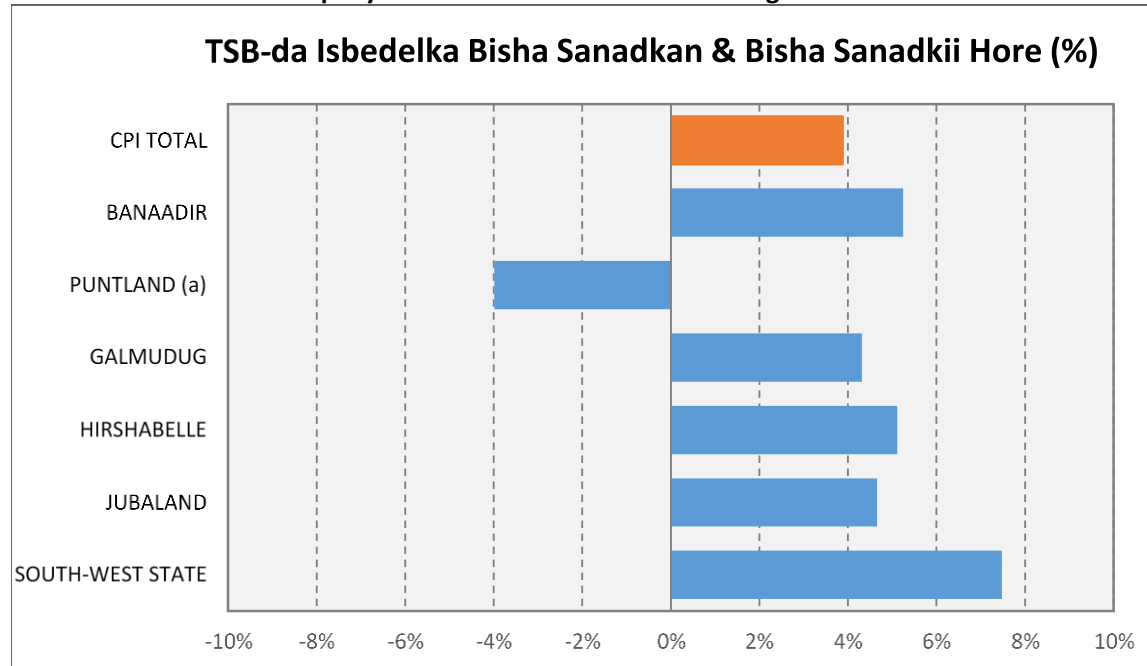
Bishii Oktoobar 2025, dhaqdhaqaaq hoos-u-dhac ah ayaa ka yimid:

- Putland (-3.3%),Cuntada iyo Cabitaanada (-3.6%).

**Shaxda 4. Boqolkiiba isbeddelka heerka gobolka**

Gobolka	% - isbeddel sannadle ah		
	Aug-25	Sep-25	Oct-25
Wadarta guud ee CPI	3.2%	3.9%	<b>3.9%</b>
BANAADIR	5.5%	5.3%	<b>5.4%</b>
PUNTLAND	-4.0%	-4.0%	<b>-3.3%</b>
GALMUDUG	4.4%	4.3%	<b>4.3%</b>
HIRSHABELLE	4.6%	5.1%	<b>5.1%</b>
JUBALAND	4.4%	4.7%	<b>4.8%</b>
KOONFUR-GALBEED	4.9%	7.5%	<b>7.0%</b>

(a) Tixraaca Puntland waa la qiyaasay

**Jaantuska 7. Isbedelka boqoleyda sanadlaha ah ee heer dowlad goboleed**

(a) Tixraca Puntland waa la qiyaasay

**War bixin Kooban ee Dhaqdhaqaaqa Billaha ah**

Intii lagu jiray bishii oktoober 2025, dhaqdhaqaaqyo hoos u dhac ah ayaa ka yimid:

- Jubaland (+3.6%): Guryaha, Biyaha, Korontada, Gaaska iyo Shidaalka kale(+8.9%).
- Puntland (+1.2%): Cuntada iyo Cabitaanada (-1.9%).
- Koonfur-Galbeed (+0.7%): Gaadiidka(+2.4%).
- Banaadir (+0.3%): Madadaalada, Ciyaaraha iyo Dhaqanka (+5.2%).
- Hirsabelle(+0.1%): Agabka, Qalabka Guriga ay qoysasku sida Joogtada ah u isticmaalaan Cuntada iyo Cabitaanada (+8.3%).
- Galmudug ayaa wax dhaqdhaqaaqa samayn (0.0%): Makhaayadaha Iyo Adeegyada Hoyga(+0.7%) ahaa

Intii lagu jiray bishii Oktoobar 2025, ma jirin dhaqdhaqaaqyo hoos u dhac ah ayaa ka yimid

- Banaadir (-1.7%): gadiidka (-16.8%).

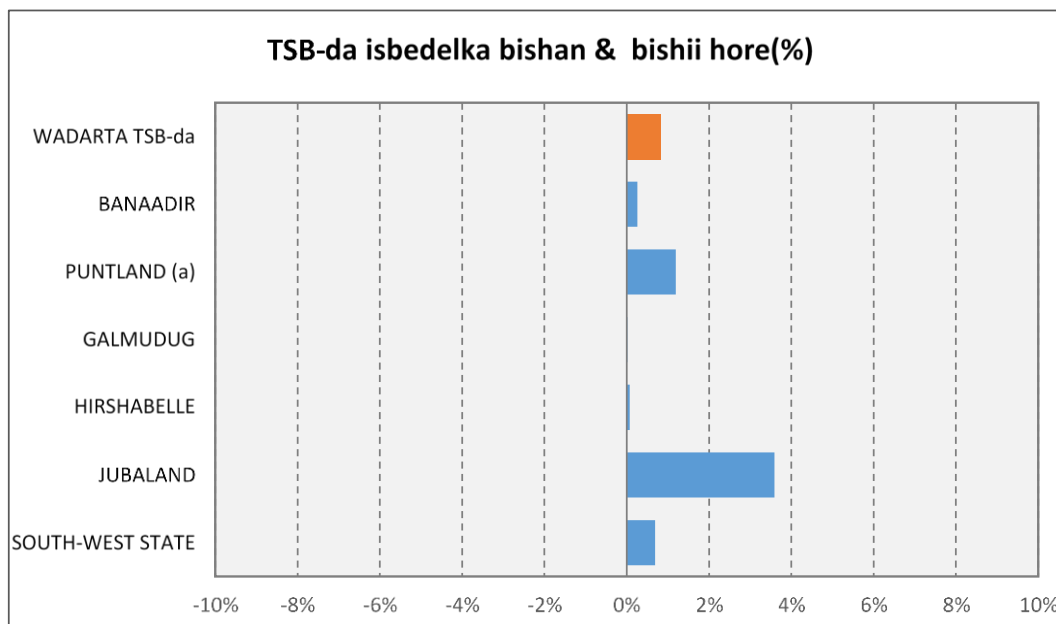
Bishii Oktoobar 2025, ma jirin isbeddello hoos u dhac ah oo ka dhacay heerka guud ee "tusaha sicirka" heer gobol marka la eego isbarbardhigga bilaha .

**Shaxda 5. Heer gobol ayaa isbeddelay boqolkiiba bishii**

Gobolka	%beddel bishiiba		
	Aug-25	Sep-25	Okt-25
Wadarta guud ee CPI	3.2%	3.9%	3.9%
BANAADIR	5.5%	5.3%	5.4%
PUNTLAND	-4.0%	-4.0%	-3.3%
GALMUDUG	4.4%	4.3%	4.3%
HIRSHABELLE	4.6%	5.1%	5.1%
JUBALAND	4.4%	4.7%	4.8%
GOBOLKA KOONFUR-GALBEED	4.9%	7.5%	7.0%

(a) Tixraca Puntland waa la qiyaasay

**jaantuska 8.isbadalka boqoleyda bilaha ah ee heer dowlad goboleed**



(a) Puntland indices have